



INTERACTIVE INFORMATION GUIDE

TABLE OF CONTENTS

All Information Within Current Through Games of Feb. 1

2023 Honda NHL All-Star Weekend

Participants by NHL Division.....	3
Participants by NHL Team	4
Atlantic Division Roster: Headshots, Bios and NHL All-Star Experience	5
Central Division Roster: Headshots, Bios and NHL All-Star Experience.....	6
Metropolitan Division Roster: Headshots, Bios and NHL All-Star Experience	7
Pacific Division Roster: Headshots, Bios and NHL All-Star Experience.....	8
Head Coaches	9
10 Key #NHLStats.....	10
By the Numbers	11
#NHLStats Pack: The Players	12
#NHLStats Snapshot: 2003 NHL All-Star Game in Sunrise	13
History of Hockey in the Miami Metropolitan Area	14
2023 Honda NHL All-Star Game Format	16
Timeline of NHL All-Star Game Format Changes.....	16

NHL All-Star Game History

Year-by-Year Results and Hosts	17
MVPs.....	19
'3-on-3' Format Team Records (2016-22)	20
'3-on-3' Format Skater Records (2016-22)	23
'3-on-3' Format Goaltender Records (2016-22).....	25
'3-on-3' Format Head Coach Records (2016-22).....	27
'3-on-3' Format Division Records (2016-22).....	28
All-Time Register for Skaters	32
All-Time Register for Goaltenders.....	45
All-Time Register for Head Coaches	47
All-Time Game-by-Game Scoring Summaries.....	49

2023 NHL All-Star Skills presented by DraftKings Sportsbook

Overview	98
Chipotle NHL Pitch 'n Puck	99
Discover NHL Tandy Tandem.....	99
Enterprise NHL Discover Splash Shot	100
GEICO NHL Hardest Shot	100
Great Clips NHL Breakaway Challenge.....	101
Honda NHL Accuracy Shooting	101
Upper Deck NHL Fastest Skater.....	102
All-Time Winners	103

PARTICIPANTS BY NHL DIVISION

Atlantic Division (All-Star Appearance)

F Aleksander Barkov, FLA (2nd)[^]
D Rasmus Dahlin, BUF (2nd)[™]
F Nikita Kucherov, TBL (4th)
F Dylan Larkin, DET (3rd)
F Mitchell Marner, TOR (2nd)
F David Pastrnak, BOS (3rd)*
F Nick Suzuki, MTL (2nd)
F Brady Tkachuk, OTT (3rd)
F Matthew Tkachuk, FLA (2nd)
G Linus Ullmark, BOS (1st)
G Andrei Vasilevskiy, TBL (5th)*
Head Coach: Jim Montgomery, BOS (1st as Head Coach)

Central Division (All-Star Appearance)

G Connor Hellebuyck, WPG (3rd)*
D Seth Jones, CHI (4th)
F Kirill Kaprizov, MIN (2nd)
F Clayton Keller, ARI (3rd)
F Nathan MacKinnon, COL (4th)*
D Cale Makar, COL (2nd)
D Josh Morrissey, WPG (1st)
F Mikko Rantanen, COL (2nd)*
F Jason Robertson, DAL (1st)
G Juuse Saros, NSH (2nd)
F Vladimir Tarasenko, STL (4th)
Head Coach: Peter DeBoer, DAL (3rd as Head Coach)

* Selected via [2023 NHL All-Star Fan Vote presented by Guaranteed Rate](#)

[^] Replaced injured TOR F Auston Matthews

^β Replaced injured SEA F Matty Beniers

[™] Replaced injured BUF F Tage Thompson

Metropolitan Division (All-Star Appearance)

F Sidney Crosby, PIT (5th)
D Adam Fox, NYR (1st)*
F Johnny Gaudreau, CBJ (7th)
F Kevin Hayes, PHI (1st)
F Jack Hughes, NJD (2nd)
F Brock Nelson, NYI (1st)
F Alex Ovechkin, WSH (8th)
F Artemi Panarin, NYR (1st)*
G Igor Shesterkin, NYR (1st)
G Ilya Sorokin, NYI (1st)*
F Andrei Svechnikov, CAR (1st)
Head Coach: Rod Brind'Amour, CAR (2nd as Head Coach)

Pacific Division (All-Star Appearance)

F Leon Draisaitl, EDM (4th)*
F Kevin Fiala, LAK (1st)
F Bo Horvat, VAN (2nd)*
F Nazem Kadri, CGY (2nd)
D Erik Karlsson, SJS (7th)
F Connor McDavid, EDM (6th)
F Elias Pettersson, VAN (3rd)
G Stuart Skinner, EDM (1st)*
F Chandler Stephenson, VGK (1st)^β
F Troy Terry, ANA (2nd)
G Logan Thompson, VGK (1st)
Head Coach: Bruce Cassidy, VGK (2nd as Head Coach)

PARTICIPANTS BY NHL TEAM

Anaheim Ducks (1)

F Troy Terry

Arizona Coyotes (1)

F Clayton Keller

Boston Bruins (2)

F David Pastrnak*

G Linus Ullmark

Buffalo Sabres (1)

D Rasmus Dahlin^{††}

Calgary Flames (1)

F Nazem Kadri

Carolina Hurricanes (1)

F Andrei Svechnikov

Chicago Blackhawks (1)

D Seth Jones

Colorado Avalanche (3)

F Nathan MacKinnon*

D Cale Makar

F Mikko Rantanen*

Columbus Blue Jackets (1)

F Johnny Gaudreau

Dallas Stars (1)

F Jason Robertson

Detroit Red Wings (1)

F Dylan Larkin

Edmonton Oilers (3)

F Leon Draisaitl*

F Connor McDavid

G Stuart Skinner*

Florida Panthers (2)

F Aleksander Barkov[^]

F Matthew Tkachuk

Los Angeles Kings (1)

F Kevin Fiala

Minnesota Wild (1)

F Kirill Kaprizov

Montreal Canadiens (1)

F Nick Suzuki

Nashville Predators (1)

G Juuse Saros

New Jersey Devils (1)

F Jack Hughes

New York Islanders (2)

F Brock Nelson

G Ilya Sorokin*

New York Rangers (3)

D Adam Fox*

F Artemi Panarin*

G Igor Shesterkin

Ottawa Senators (1)

F Brady Tkachuk

Philadelphia Flyers (1)

F Kevin Hayes

Pittsburgh Penguins (1)

F Sidney Crosby

San Jose Sharks (1)

D Erik Karlsson

Seattle Kraken (0)

St. Louis Blues (1)

F Vladimir Tarasenko

Tampa Bay Lightning (2)

F Nikita Kucherov

G Andrei Vasilevskiy*

Toronto Maple Leafs (1)

F Mitchell Marner

Vancouver Canucks (2)

F Bo Horvat*

F Elias Pettersson

Vegas Golden Knights (2)

F Chandler Stephenson^β

G Logan Thompson

Washington Capitals (1)

F Alex Ovechkin

Winnipeg Jets (2)

G Connor Hellebuyck*

D Josh Morrissey

* Selected via [2023 NHL All-Star Fan Vote presented by Guaranteed Rate](#)

[^] Replaced injured TOR F Auston Matthews

^β Replaced injured SEA F Matty Beniers

^{††} Replaced injured BUF F Tage Thompson



ATLANTIC DIVISION ROSTER

HEADSHOTS, BIOS AND NHL ALL-STAR EXPERIENCE



F Aleksander Barkov, FLA
2nd All-Star Appearance



D Rasmus Dahlin, BUF
2nd All-Star Appearance



F Nikita Kucherov, TBL
4th All-Star Appearance



F Dylan Larkin, DET
3rd All-Star Appearance



F Mitchell Marner, TOR
2nd All-Star Appearance



F David Pastrnak, BOS
3rd All-Star Appearance



F Nick Suzuki, MTL
2nd All-Star Appearance



F Brady Tkachuk, OTT
3rd All-Star Appearance




F Matthew Tkachuk, FLA
2nd All-Star Appearance




G Linus Ullmark, BOS
1st All-Star Appearance



G Andrei Vasilevskiy, TBL
5th All-Star Appearance




G Connor Hellebuyck, WPG
3rd All-Star Appearance



D Seth Jones, CHI
4th All-Star Appearance



F Kirill Kaprizov, MIN
2nd All-Star Appearance



F Clayton Keller, ARI
3rd All-Star Appearance



F Nathan MacKinnon, COL
4th All-Star Appearance



D Cale Makar, COL
2nd All-Star Appearance



D Josh Morrissey, WPG
1st All-Star Appearance



F Mikko Rantanen, COL
2nd All-Star Appearance



F Jason Robertson, DAL
1st All-Star Appearance



G Juuse Saros, NSH
2nd All-Star Appearance



F Vladimir Tarasenko, STL
4th All-Star Appearance



METROPOLITAN DIVISION ROSTER

HEADSHOTS, BIOS AND NHL ALL-STAR EXPERIENCE



F Sidney Crosby, PIT
5th All-Star Appearance



D Adam Fox, NYR
1st All-Star Appearance



F Johnny Gaudreau, CBJ
7th All-Star Appearance



F Kevin Hayes, PHI
1st All-Star Appearance



F Jack Hughes, NJD
2nd All-Star Appearance



F Brock Nelson, NYI
1st All-Star Appearance



F Alex Ovechkin, WSH
8th All-Star Appearance



F Artemi Panarin, NYR
1st All-Star Appearance



G Igor Shesterkin, NYR
1st All-Star Appearance



G Ilya Sorokin, NYI
1st All-Star Appearance



F Andrei Svechnikov, CAR
1st All-Star Appearance



F Leon Draisaitl, EDM
4th All-Star Appearance



F Kevin Fiala, LAK
1st All-Star Appearance



F Bo Horvat, VAN
2nd All-Star Appearance



F Nazem Kadri, CGY
2nd All-Star Appearance




D Erik Karlsson, SJS
7th All-Star Appearance



F Connor McDavid, EDM
6th All-Star Appearance




F Elias Pettersson, VAN
3rd All-Star Appearance




G Stuart Skinner, EDM
1st All-Star Appearance



F Chandler Stephenson, VGK
1st All-Star Appearance



F Troy Terry, ANA
2nd All-Star Appearance



G Logan Thompson, VGK
1st All-Star Appearance

HEAD COACHES

Jim Montgomery of the Boston Bruins (Atlantic), **Peter DeBoer** of the Dallas Stars (Central), **Rod Brind'Amour** of the Carolina Hurricanes (Metropolitan) and **Bruce Cassidy** of the Vegas Golden Knights (Pacific) will serve as the head coaches for the 2023 Honda NHL All-Star Weekend.

Montgomery's Bruins (.850, 32-4-4), DeBoer's Stars (.667, 25-11-6), Brind'Amour's Hurricanes (.695, 25-9-7) and Cassidy's Golden Knights (.667, 27-13-2) recorded the highest points percentages in their respective divisions through games of Jan. 11 – the halfway point of the regular season – to receive the honor.



Jim Montgomery, BOS (Atlantic)
1st All-Star Appearance as Head Coach



Peter DeBoer, DAL (Central)
3rd All-Star Appearance as Head Coach



Rod Brind'Amour, CAR (Metropolitan)
2nd All-Star Appearance as Head Coach



Bruce Cassidy, VGK (Pacific)
2nd All-Star Appearance as Head Coach

10 KEY #NHLSTATS

2023 #NHLALLSTAR ROSTERS

* There are 30 forwards, eight goaltenders and six defensemen (44 total players) on the rosters for the 2023 Honda NHL All-Star Weekend.

* Career NHL All-Star Game appearances by division (including 2023): Pacific (30), Atlantic (29), Metropolitan (29) and Central (28).

* Fourteen players are set to make their first career NHL All-Star Game appearance (Metropolitan: 7; Pacific: 4; Central: 2; Atlantic: 1). Five of the eight goaltenders will be making their NHL All-Star Game debuts.

* For the fifth time since 2015 and 30th time in League history, two rookies will play in the NHL All-Star Game (**Stuart Skinner** and **Logan Thompson**). The last time multiple rookies played in the event in the same year was 2019 (**Miro Heiskanen** and **Elias Pettersson**).

* This will be the first NHL All-Star Game to feature multiple rookie goaltenders (**Stuart Skinner** and **Logan Thompson**). Below is a complete list of rookie goaltenders to play in the NHL All-Star Game (entering 2023):

Rookie Goaltender	Season	Age	All-Star Team	NHL Team
John Gibson	2015-16	22	Pacific	Anaheim Ducks
Evgeni Nabokov	2000-01	25	World	San Jose Sharks
Sean Burke	1988-89	22	Wales	New Jersey Devils
Pelle Lindbergh	1982-83	23	Wales	Philadelphia Flyers
Grant Fuhr	1981-82	19	Campbell	Edmonton Oilers
Don Beaupre	1980-81	19	Wales	Minnesota North Stars
Pete Peeters	1979-80	22	Campbell	Philadelphia Flyers
Glenn Resch	1975-76	27	Campbell	New York Islanders
Ken Dryden	1971-72	24	East	Montreal Canadiens
Gilles Villemure	1970-71	30	East	New York Rangers
Tony Esposito	1969-70	26	East	Chicago Blackhawks
Gary Bauman [^]	1966-67	26	Montreal Canadiens	Montreal Canadiens
Glenn Hall [^]	1955-56	23	Detroit Red Wings	Detroit Red Wings
Terry Sawchuk [^]	1950-51	20	Detroit Red Wings	Detroit Red Wings

[^] Represented reigning Stanley Cup champion under All-Star format at the time

* Eighteen of the 44 players participating in the 2023 Honda NHL All-Star Weekend have won at least one individual NHL Award, with the group accounting for 12 Maurice "Rocket" Richard Trophies, 11 Ted Lindsay Awards, nine Hart Trophies, nine Art Ross Trophies, six Calder Trophies, five Conn Smythe Trophies, four Norris Trophies, three Vezina Trophies, three Lady Byng Trophies and one Selke Trophy.

* Ten of the 44 players have won the Stanley Cup at least once, for a combined 14 total championships.

* The 2023 showcase will be the first NHL All-Star Game to feature three head coaches representing a team with whom they are in their first season.

* **Jack Hughes** (Orlando, Fla.) will become the first Florida-born player to skate in multiple NHL All-Star Games (also 2022). He and brother **Quinn Hughes** (2020) are the only Florida-born players ever to skate in the event. Jack Hughes is one of 16 U.S.-born players among the 44 selections for 2023, with Arizona (3) and California (t-2) carrying the highest representation of any state.

* * * * *

BY THE NUMBERS

- 2012** — The last year brothers played on the same team during an NHL All-Star Game, with **Brady** and **Matthew Tkachuk** (Atlantic Division) set to be the first to do so since **Daniel** and **Henrik Sedin** skated with Team Alfredsson in 2012. Overall, 10 sets of brothers have played with [the same team during an NHL All-Star Game](#).
- 151** — Number of different players who have skated in an NHL All-Star Game under the 3-on-3 format, which was introduced in 2016 (123 skaters and 28 goaltenders entering 2023).
- 37** — Age of **Alex Ovechkin** (Metropolitan; 37 years, 140 days on Feb. 4), the oldest player among the 44 selections for this year's event. In 2022, **Joe Pavelski** (37 years, 209 days) played for the Central Division and became the oldest player to appear in an NHL All-Star Game since **Jaromir Jagr** in 2016 (43 years, 350 days).
- 25.3** — Average age of the Atlantic Division roster, the youngest of the four this season (Pacific: 26.4; Central: 26.0; Metropolitan: 28.1).
- 23** — Number of hat tricks scored during an NHL All-Star Game – 17 under the 5-on-5 format (60 GP) and six under the 3-on-3 format (18 GP).
- 16** — Most goals by both teams in an NHL All-Star Game under the 3-on-3 format, achieved by the Metropolitan (10) and Atlantic Divisions (6) during the second semifinal in 2017 in Los Angeles.
- 14** — Players among the 44 selections for 2023 who have yet to play in an NHL All-Star Game. In 2022, a total of 21 players skated in their first NHL All-Star Game – the most under the 3-on-3 format and tied for the third-most in any year, excluding the inaugural event in 1947 (25 in 1981, 22 in 2011 and 21 in 1980).
- 13** — Number of different players to skate in an NHL All-Star Game before their 21st birthday since the 3-on-3 format was introduced in 2016, with at least one represented each year over that span: **Aaron Ekblad** and **Dylan Larkin** (2016); **Patrik Laine** and **Connor McDavid** (2017); **Auston Matthews** (2017 and 2018); **Brock Boeser** and **Zach Werenski** (2018); **Miro Heiskanen**, **Clayton Keller** and **Elias Pettersson** (2019); **Quinn Hughes** and **Brady Tkachuk** (2020); and **Jack Hughes** (2022).
- 13** — Most career NHL All-Star Game points under the 3-on-3 format, a mark held by **Connor McDavid**. Only 15 players in NHL history have at least 14 career All-Star Game points *under any format*, with fellow 2023 All-Stars **Alex Ovechkin** (7-8—15 in 7 appearances) and **Johnny Gaudreau** (5-9—14 in 6 appearances) among them.
- 11** — Number of states represented among the 13 U.S.-born players participating in this season's event. Arizona (**Brady Tkachuk** and **Matthew Tkachuk**) and Michigan (**Connor Hellebuyck** and **Dylan Larkin**) are tied for the most with two apiece, followed by California (1), Colorado (1), Florida (1), Massachusetts (1), Minnesota (1), Missouri (1), New Jersey (1), New York (1) and Texas (1).
- 10** — Most goals by one team in an NHL All-Star Game under the 3-on-3 format, which has occurred five times (most recently by the Pacific Division during the second semifinal in 2020 at Enterprise Center in St. Louis).
- 9** — Number of Florida-born players who have appeared in an NHL game this season (all skaters, *through Jan. 19*), including 2023 All-Star forward **Jack Hughes** (Orlando, Fla.). That is the second-highest total in League history behind the 11 who played in 2021-22 (again, all skaters).
- 8** — Most career 20-minute games played by any player (skater or goaltender) under the 3-on-3 format (one or two per year), a mark shared by 2023 All-Stars **Johnny Gaudreau** and **Connor McDavid**.
- 7** — Most career NHL All-Star Game goals (under any format) by a player named to the 2023 teams, with **Alex Ovechkin** holding that mark (5 at 5-on-5, 2 at 3-on-3). Only 12 other players have as many total NHL All-Star Game goals in their careers, including three active players (**Patrick Kane**: 9; **Claude Giroux**: 8; **John Tavares**: 8).

- 7 — Most career games played by a goaltender under the 3-on-3 NHL All-Star Game format (one or two per year), a mark held by **Braden Holtby** and set to be tied – and maybe surpassed – by 2023 All-Star **Andrei Vasilevskiy** (6). To date, all goaltenders have played one of the two 10-minute periods in each 20-minute game.
- 6 — Number of 2023 participants who either were undrafted (**Artemi Panarin** and **Logan Thompson**) or picked in the fifth round or later at the NHL Draft (**Connor Hellebuyck**, **Kirill Kaprizov**, **Troy Terry** and **Linus Ullmark**).
- 6 — Most career NHL All-Star Game goals under the 3-on-3 format, a mark shared by **Cam Atkinson** and **Sidney Crosby**.
- 5 — Most points by a player in one game under the 3-on-3 NHL All-Star format. **Mathew Barzal** and **Sidney Crosby** each had 2-3—5 for the Metropolitan Division during the 2019 final at SAP Center in San Jose.
- 5 — Most years playing in the NHL All-Star Game under the 3-on-3 format, a mark shared by three skaters (**Johnny Gaudreau**, **Patrick Kane** and **Connor McDavid**) and one goaltender (**Braden Holtby**).
- 4 — Most goals by a player in one game under the 3-on-3 NHL All-Star format, achieved by **Tomas Hertl** with the Pacific Division during the second semifinal in 2020 at Enterprise Center in St. Louis.
- 4 — Most assists by a player in one game under the 3-on-3 NHL All-Star format, first achieved by **Connor McDavid** with the Pacific Division during the first semifinal in 2018 at AMALIE Arena in Tampa and then matched by **Tyler Bertuzzi** with the Atlantic Division during the first semifinal in 2020 at Enterprise Center in St. Louis.
- 3 — Players who have dressed in at least one NHL All-Star Game after playing for a Canadian university. **Logan Thompson**, who played for Brock University in 2018-19, is set to become the first goaltender to do so, following forwards **Al MacAdam** (1976 and 1977 ASG; University of Prince Edward Island), **Paul MacLean** (1985 ASG; Dalhousie University) and **Mike Ridley** (1989 ASG; University of Manitoba).
- 2 — Most NHL All-Star Game titles by a player under the 3-on-3 format (12 skaters and 1 goaltender). Four players among this season’s participants are among this group: **Sidney Crosby** and **Johnny Gaudreau** of the Metropolitan Division, **Seth Jones** of the Central Division, and **Connor McDavid** of the Pacific Division.
- 0 — Number of NHL All-Star Games to feature multiple rookie goaltenders, with 2023 set to be the first.

* * * * *

THE PLAYERS

[Click here](#) for notes on the 44 players participating in the 2023 Honda NHL All-Star Weekend. These notes will be updated through games of Feb. 1 (i.e., after all games are completed heading into the NHL All-Star Break).

* * * * *

#NHLSTATS SNAPSHOT

2003 NHL ALL-STAR GAME IN SUNRISE

* This will be the fourth NHL All-Star Game played in the state of Florida and marks the 20-year anniversary of the first time it was held in Sunrise. On Feb. 2, 2003, the Western Conference defeated the host Eastern Conference in the 53rd NHL All-Star Game at what was then known as Office Depot Center (now FLA Live Arena). Tampa has hosted the other two contests held in the Sunshine State, in 1999 at the Ice Palace (**Wayne Gretzky's** last NHL All-Star Game) and 2018 (the last time a rookie earned MVP honors).

* The 2003 NHL All-Star Game in Sunrise saw **Dany Heatley**, in his sophomore season with the Atlanta Thrashers, make history by becoming the first player to score four consecutive goals for one team in the showcase event – a feat not since repeated. Heatley wasn't done there: he added an assist on the tying goal for the Eastern Conference – scored by **Olli Jokinen** of the host Panthers – and tallied the team's only goal in the shootout.

* Making his NHL All-Star Game debut 12 days after his 22nd birthday, **Dany Heatley** became the second-youngest player to take home MVP honors, behind **Mario Lemieux** (19 years, 130 days) in 1985. Only one player younger than Heatley has claimed the award since: **Brock Boeser** (20 years, 337 days) at the 2018 event in Tampa, where he joined Lemieux (1985) as the second rookie to claim NHL All-Star Game MVP.

* **Olli Jokinen**, who was having a breakout season in 2002-03 (his third with Florida), recorded four points in the 2003 NHL All-Star Game to equal **Pavel Bure** (3-1—4 in 2000) for the most ever by a Panthers representative at the 5-on-5 event. Jokinen's tying goal also was assisted by another future Panthers player: **Jaromir Jagr** (who was representing the Capitals in the eighth of his 10 career NHL All-Star Game appearances).

* **Sandis Ozolinsh** also had been selected to the 2003 NHL All-Star Game while with the Panthers, but was traded to the Ducks on Jan. 30, 2003. It was the fourth consecutive NHL All-Star Game appearance for the Stanley Cup-winning defenseman, and the seventh and final time he skated in the event.

* **Bill Guerin** (DAL), **Paul Kariya** (ANA) and **Markus Naslund** (VAN) all scored for the Western Conference during the first-ever NHL All-Star Game shootout, which included an opening round of five shooters (rather than three under the format implemented for regular-season games in 2005-06). The contest, which also included a five-minute overtime period, was the fourth NHL All-Star Game to feature extra time (also 1978, 1986 and 1988). An additional six showcase events finished as a tie without overtime (1951, 1952, 1954, 1956, 1963 and 1969).

* The 2003 NHL All-Star Game was preceded by the NHL YoungStars Game and Super Skills Competition, which both took place on Feb. 1. The NHL YoungStars Game marked the second edition of the event (also 2002 at STAPLES Center) and featured Panthers teammates **Stephen Weiss** (1-1—2), **Jay Bouwmeester** (0-1—1) and **Niklas Hagman** suiting up for the Eastern Conference during its 8-3 win.

* The 2023 Honda NHL All-Star Weekend is the latest League event to take place in the Miami metropolitan area. In addition to the two NHL All-Star Games and several Board of Governors and General Manager Meetings, the region has hosted one Stanley Cup Final (1996) and two NHL Drafts (2001 and 2015). Five players named to NHL All-Star Game rosters this season were selected at the 2015 NHL Draft in Sunrise: **Connor McDavid** (1st overall), **Mitchell Marner** (4th), **Mikko Rantanen** (10th), **Kirill Kaprizov** (135th) and **Troy Terry** (148th).

* * * * *

HISTORY OF HOCKEY IN THE MIAMI METROPOLITAN AREA

Florida Panthers Franchise Timeline

* **H. Wayne Huizenga** was awarded an NHL franchise for South Florida on Dec. 10, 1992, with the team expected to contest its inaugural season alongside the new Walt Disney Company-owned team for Orange County (later named the Mighty Ducks of Anaheim) in either 1993-94 or 1994-95. Huizenga owned Blockbuster Video and MLB's Florida Marlins at the time as well as 50 percent of Joe Robbie Stadium and 15 percent of the NFL's Miami Dolphins.

* **Bobby Clarke** was named general manager of the franchise on March 1, 1993, the same day that new NHL Commissioner **Gary Bettman** announced that the League's two expansion teams would debut in 1993-94. The Panthers officially unveiled their name during a press conference on April 19, 1993, which also saw the franchise announce **Bill Torrey** as team president.

* **Roger Neilson** was named the first head coach in franchise history on June 2, 1993. The Panthers then picked 24 players in the [1993-94 NHL Expansion Draft](#), including forward **Scott Mellanby** and goaltender **John Vanbiesbrouck**. Forward **Tom Fitzgerald**, who scored the Game 7-clinching goal for Florida in the 1996 Conference Finals against Pittsburgh, also was selected in the Expansion Draft. Fitzgerald's son, **Casey**, recently was claimed off waivers by the Panthers.

* At the franchise's first NHL Draft in 1993, the Panthers made 13 selections including using their first two picks to choose forward **Rob Niedermayer** (5th overall) and goaltender **Kevin Weekes** (41st overall). Five of the 13 players selected went on to play in the NHL, including Niedermayer, Weekes, **Chris Armstrong** (57th overall), **Steve Washburn** (78th overall) and **Alain Nasreddine** (135th overall). Nasreddine currently is an assistant coach for the Stars, who will be represented in Sunrise by head coach **Peter DeBoer** (as well as forward **Jason Robertson**).

* Florida played its first five seasons at Miami Arena, highlighted by reaching the 1996 Stanley Cup Final during the franchise's first playoff berth – the fifth team in NHL history to achieve that feat (since accomplished by the Golden Knights in 2018). The Panthers then moved to the new National Car Rental Center (now FLA Live Arena) in Sunrise for the 1998-99 campaign and have called the venue home since.

* Six Hockey Hall of Famers have played at least one game with the Panthers (**Ed Belfour**, **Pavel Bure**, **Dino Ciccarelli**, **Igor Larionov**, **Roberto Luongo** and **Joe Nieuwendyk**). Seven 1,000-point scorers have suited up for the team, including current forward **Eric Staal** (also Ciccarelli, **Jaromir Jagr**, **Alex Kovalev**, Nieuwendyk, **Joe Thornton** and **Ray Whitney**).

* The 2021-22 season saw Florida capture its first Presidents' Trophy in franchise history and defeat Washington in the First Round of the Stanley Cup Playoffs for its first postseason series win since the 1996 Conference Finals.

More Miami Metropolitan Area Hockey History

* The Tropical Hockey League was founded in 1938 and featured four teams that all played out of Miami's Metropolitan Ice Palace. **Bob Dill** (Miami Clippers defenseman), **Stan Jackson** (Miami Beach Pirates player-coach), **Frank Mailley** (Miami Clippers defenseman) and **Joe Simpson** (Miami Clippers coach) all were involved in the short-lived pro loop, while **Mike Goodman** (Coral Gables Seminoles player-coach who won gold at 1920 Summer Olympics alongside fellow Icelandic-Canadians **Bobby Benson**, **Frank Fredrickson** and **Harold Halderson**) and **Bill Holmes** (Miami Beach Pirates forward and son of **Hap Holmes**) also had notable ties to the NHL.

* The Miami Screaming Eagles were one of the WHA's founding franchises, but the team had its franchise agreement terminated and league membership forfeited after they were unable to find a suitable arena to play in. Two noteworthy individuals linked to the Screaming Eagles – which became the Philadelphia Blazers for the WHA's inaugural season in 1972-73 – were **Les Patrick** (son of Lynn Patrick and grandson of **Lester Patrick**, who briefly served as general manager) and **Bernie Parent** (who made headlines when he was signed by the team less than two months before its demise).

* The Miami-based Florida Hammerheads were one of Roller Hockey International's founding franchises and contested two seasons in the pro inline hockey league from 1993 to 1994. Several notable NHL individuals were involved with RHI during its early years either as players or executives, including Pittsburgh Phantoms forward **Bryan Trottier**, New Jersey Rockin' Rollers goaltender **Manon Rheume**, Tampa Bay Tritons owner **Mark Messier** and league commissioner **Ralph Backstrom**.

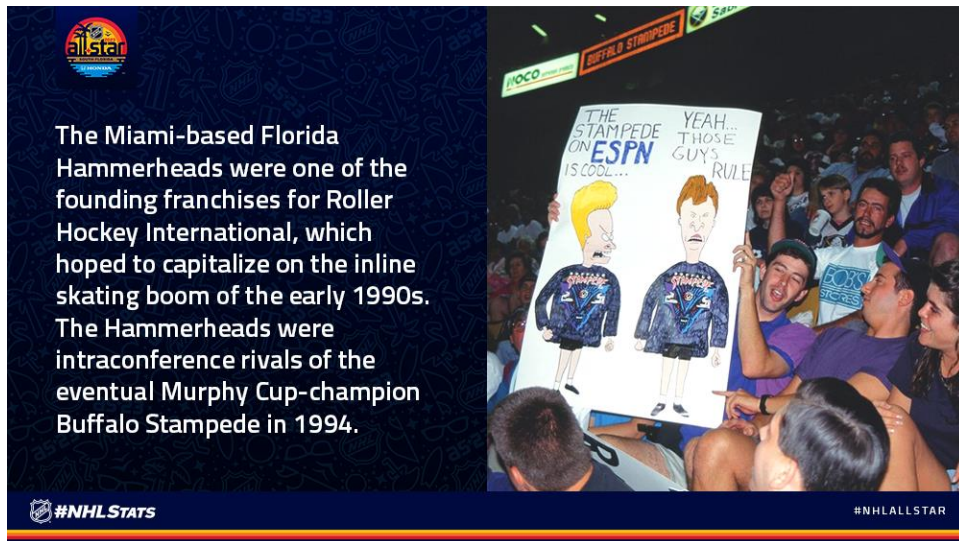
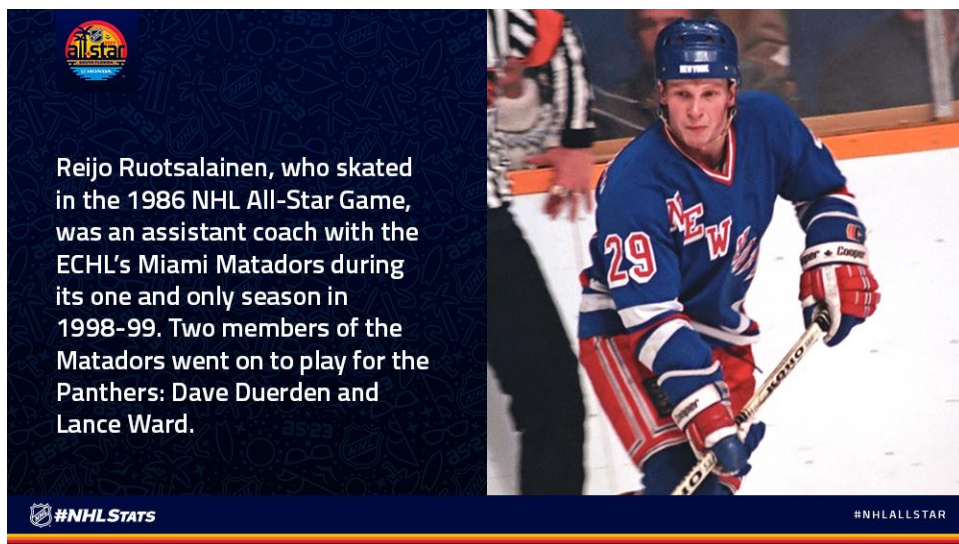


Photo via [@TheHockeyNews](#)

* The West Palm Beach Blaze were Sunshine Hockey League champions in each of the minor pro circuit's three seasons from 1992-93 to 1994-95, with three-time Stanley Cup winner **Bill Nyrop** serving as the team's head coach. The Blaze changed their name to the West Palm Beach Barracudas when the SuHL became the Southern Hockey League in 1995-96, the loop's final season.

* The ECHL's Louisville RiverFrogs relocated to South Florida for the 1998-99 season, becoming the Miami Matadors. Two-time Stanley Cup winner **Reijo Ruotsalainen** was an assistant coach with the team, which played out of Miami Arena and folded after its inaugural season.



* The Miami Manatees were members of the World Hockey Association 2, a minor pro league that existed for just one season in 2003-04. The team's leading scorer was **Oak Hewer** (29-45—74 in 42 GP), who was a teammate of former Panthers forward **Joe Thornton** with the OHL's Soo Greyhounds in 1996-97.

* The first Florida-born player to appear in an NHL game was Sabres forward **Val James** (Ocala, Fla.) on Nov. 1, 1981. James, who was raised in Hauppauge, N.Y., now is among a group of 17 Florida-born players in League history who have played at least one game, including eight with a Miami metropolitan area birthplace: **Jakob Chychrun**, **Brandon Duhaime**, **Blake Geoffrion**, **Shayne Gostisbehere**, **Jaycob Megna**, **Jayson Megna**, **Andrew Peeke** and **Chase Priskie**.

* Forward **Jack Hughes** (2022), among the first eight players selected to represent the Metropolitan Division this year, and his brother **Quinn Hughes** (2020), who both were born in Orlando, are the only Florida-born players to skate in an NHL All-Star Game.

FORMAT

The 2023 Honda NHL All-Star Game will take place on Saturday, Feb. 4, at 3 p.m. ET (ABC, ESPN+, CBC, SN, TVAS). The event again will feature a 3-on-3 tournament, the same format used since 2016. The 3-on-3 setup will divide the 2023 Honda NHL All-Star Game into three 20-minute contests, with players from each division making up the four teams: Atlantic, Central, Metropolitan and Pacific.

More details about the 2023 Honda NHL All-Star Game:

- The 2023 Honda NHL All-Star Game will feature a prize pool of \$1 million to be paid in its entirety to the tournament's winning team.
- Each team will include 11 players – nine skaters and two goaltenders – from its division.
- Each game during Saturday's All-Star tournament will be 20 minutes in length. Teams will change ends at the 10-minute mark of each game. Games that are tied after 20 minutes will be decided by a shootout.
- The winners of each semifinal game will meet in the All-Star tournament final to determine the overall tournament champion.

* * * * *

Timeline of NHL All-Star Game Format Changes

- 1934** — The 'All-Star' game takes place at Maple Leaf Gardens, serving as a benefit fundraiser for Toronto Maple Leafs forward **Ace Bailey**, who suffered a career-ending injury during the 1933-34 season.
- 1947** — The first official NHL All-Star Game calls for the defending Stanley Cup champion to play against a selection of All-Stars from the other five teams.
- 1951** — The fifth and sixth editions of the All-Star Game call for the NHL's First Team All-Stars to take on the League's Second Team All-Stars, with players from the American and Canadian clubs rounding out the lineups of the First Team and Second Team, respectively.
- 1953** — The game returns to the original format from 1947, where the defending Stanley Cup champion faces a selection of All-Stars from the other teams.
- 1967** — The date of the All-Star Game moves from the preseason to a window midway through the regular season.
- 1969** — With 12 teams in the League, the NHL introduces an East Division vs. West Division All-Star format.
- 1975** — With 18 teams in the League, the NHL implements a Campbell Conference vs. Wales Conference All-Star format. In 1994, the names of the conferences change to Western and Eastern, respectively.
- 1998** — Highlighting the League's unique international makeup, the NHL introduces a North America vs. World All-Star format.
- 2003** — The game returns to an Eastern Conference vs. Western Conference format.
- 2011** — The NHL introduces a Player Fantasy Draft, where players determine the composition of the two teams involved in the All-Star Game and Skills Competition.
- 2016** — The NHL introduces a 3-on-3 tournament among four teams made up of 11 players from each division.

NHL ALL-STAR GAME HISTORY AND RESULTS

Date	City	Venue	Final Score	Head Coaches	Attendance
Feb. 5, 2022	Las Vegas, NV	T-Mobile Arena	Metropolitan 6, Pacific 4 (SF) Central 8, Atlantic 5 (SF)	Rod Brind'Amour, Peter DeBoer Jared Bednar, Andrew Brunette	17,419
Jan. 25, 2020	St. Louis, MO	Enterprise Center	Metropolitan 5, Central 3 (F) Atlantic 9, Metropolitan 5 (SF) Pacific 10, Central 5 (SF)	Bruce Cassidy, Todd Reirden Rick Tocchet, Craig Berube Rick Tocchet, Bruce Cassidy	18,112
Jan. 26, 2019	San Jose, CA	SAP Center at San Jose	Pacific 5, Atlantic 4 (F) Central 10, Pacific 4 (SF) Metropolitan 7, Atlantic 4 (SF)	Todd Reirden, Jon Cooper Todd Reirden, Paul Maurice	17,562
Jan. 28, 2018	Tampa, FL	AMALIE Arena	Metropolitan 10, Central 5 (F) Pacific 5, Central 2 (SF) Atlantic 7, Metropolitan 4 (SF)	Gerard Gallant, Peter Laviolette Jon Cooper, Barry Trotz	19,092
Jan. 29, 2017	Los Angeles, CA	STAPLES Center	Pacific 5, Atlantic 2 (F) Pacific 10, Central 3 (SF) Metropolitan 10, Atlantic 6 (SF)	Gerard Gallant, Jon Cooper Peter DeBoer, Bruce Boudreau Wayne Gretzky, Michel Therrien	18,665
Jan. 31, 2016	Nashville, TN	Bridgestone Arena	Metropolitan 4, Pacific 3 (F) Atlantic 4, Metropolitan 3 (SF) Pacific 9, Central 6 (SF) Pacific 1, Atlantic 0 (F)	Wayne Gretzky, Peter DeBoer Gerard Gallant, Barry Trotz Darryl Sutter, Lindy Ruff Darryl Sutter, Gerard Gallant	17,139
Jan. 25, 2015	Columbus, OH	Nationwide Arena	Team Toews 17, Team Foligno 12	Peter Laviolette, Darryl Sutter	18,901
Jan. 29, 2012	Ottawa, ON	Scotiabank Place	Team Chara 12, Team Alfredsson 9	Claude Julien, John Tortorella/Todd McLellan	20,510
Jan. 30, 2011	Raleigh, NC	RBC Center	Team Lidstrom 11, Team Staal 10	Peter Laviolette/Alain Vigneault, Joel Quenneville	18,680
Jan. 25, 2009	Montreal, QC	Bell Centre	East 12, West 11 (SO)	Claude Julien, Todd McLellan	21,273
Jan. 27, 2008	Atlanta, GA	Philips Arena	East 8, West 7	John Paddock, Mike Babcock	18,644
Jan. 24, 2007	Dallas, TX	American Airlines Center	West 12, East 9	Lindy Ruff, Randy Carlyle	18,532
Feb. 8, 2004	St. Paul, MN	Xcel Energy Center	East 6, West 4	Pat Quinn, Dave Lewis	19,434
Feb. 2, 2003	Sunrise, FL	Office Depot Center	West 6, East 5 (SO)	Marc Crawford, Jacques Martin	19,250
Feb. 2, 2002	Los Angeles, CA	STAPLES Center	World 8, North America 5	Scotty Bowman, Pat Quinn	18,118
Feb. 4, 2001	Denver, CO	Pepsi Center	North America 14, World 12	Joel Quenneville, Jacques Martin	18,646
Feb. 6, 2000	Toronto, ON	Air Canada Centre	World 9, North America 4	Scotty Bowman, Pat Quinn	19,300
Jan. 24, 1999	Tampa, FL	Ice Palace	North America 8, World 6	Lindy Ruff, Ken Hitchcock	19,758
Jan. 18, 1998	Vancouver, BC	GM Place	North America 8, World 7	Jacques Lemaire, Ken Hitchcock	18,422
Jan. 18, 1997	San Jose, CA	San Jose Arena	East 11, West 7	Doug MacLean, Ken Hitchcock	17,422
Jan. 20, 1996	Boston, MA	FleetCenter	East 5, West 4	Doug MacLean, Scotty Bowman	17,565
Jan. 22, 1994	New York, NY	Madison Square Garden	East 9, West 8	Jacques Demers, Barry Melrose	18,200
Feb. 6, 1993	Montreal, QC	Montreal Forum	Wales 16, Campbell 6	Scotty Bowman, Mike Keenan	17,137
Jan. 18, 1992	Philadelphia, PA	Philadelphia Spectrum	Campbell 10, Wales 6	Bob Gainey, Scotty Bowman	17,380
Jan. 19, 1991	Chicago, IL	Chicago Stadium	Campbell 11, Wales 5	John Muckler, Mike Milbury	18,472
Jan. 21, 1990	Pittsburgh, PA	Pittsburgh Civic Arena	Wales 12, Campbell 7	Pat Burns, Terry Crisp	16,236
Feb. 7, 1989	Edmonton, AB	Northlands Coliseum	Campbell 9, Wales 5	Glen Sather, Terry O'Reilly	17,503
Feb. 9, 1988	St. Louis, MO	St. Louis Arena	Wales 6, Campbell 5 (OT)	Mike Keenan, Glen Sather	17,878
Feb. 4, 1986	Hartford, CT	Hartford Civic Center	Wales 4, Campbell 3 (OT)	Mike Keenan, Glen Sather	15,100
Feb. 12, 1985	Calgary, AB	Olympic Saddledome	Wales 6, Campbell 4	Al Arbour, Glen Sather	16,825
Jan. 31, 1984	East Rutherford, NJ	Meadowlands Arena	Wales 7, Campbell 6	Al Arbour, Glen Sather	18,939
Feb. 8, 1983	Uniondale, NY	Nassau Coliseum	Campbell 9, Wales 3	Roger Neilson, Al Arbour	15,230
Feb. 9, 1982	Landover, MD	The Capital Centre	Wales 4, Campbell 2	Al Arbour, Glen Sonmor	18,130
Feb. 10, 1981	Los Angeles, CA	The Forum	Campbell 4, Wales 1	Pat Quinn, Scotty Bowman	15,761

Date	City	Venue	Final Score	Head Coaches	Attendance
Feb. 5, 1980	Detroit, MI	Joe Louis Arena	Wales 6, Campbell 3	Scotty Bowman, Al Arbour	21,002
Jan. 24, 1978	Buffalo, NY	Buffalo Memorial Auditorium	Wales 3, Campbell 2 (OT)	Scotty Bowman, Fred Shero	16,433
Jan. 25, 1977	Vancouver, BC	Pacific Coliseum	Wales 4, Campbell 3	Scotty Bowman, Fred Shero	15,607
Jan. 20, 1976	Philadelphia, PA	The Spectrum	Wales 7, Campbell 5	Floyd Smith, Fred Shero	16,436
Jan. 21, 1975	Montreal, QC	Montreal Forum	Wales 7, Campbell 1	Bep Guidolin, Fred Shero	16,080
Jan. 29, 1974	Chicago, IL	Chicago Stadium	West 6, East 4	Billy Reay, Scotty Bowman	16,426
Jan. 30, 1973	New York, NY	Madison Square Garden	East 5, West 4	Tom Johnson, Billy Reay	16,986
Jan. 25, 1972	Bloomington, MN	Met Sports Center	East 3, West 2	Al MacNeil, Billy Reay	15,423
Jan. 19, 1971	Boston, MA	Boston Garden	West 2, East 1	Scotty Bowman, Harry Sinden	14,790
Jan. 20, 1970	St. Louis, MO	St. Louis Arena	East 4, West 1	Claude Ruel, Scotty Bowman	16,587
Jan. 21, 1969	Montreal, QC	Montreal Forum	East 3, West 3	Toe Blake, Scotty Bowman	16,260
Jan. 16, 1968	Toronto, ON	Maple Leaf Gardens	Toronto 4, All-Stars 3	Punch Imlach, Toe Blake	15,753
Jan. 18, 1967	Montreal, QC	Montreal Forum	Montreal 3, All-Stars 0	Toe Blake, Sid Abel	14,284
Oct. 20, 1965	Montreal, QC	Montreal Forum	All-Stars 5, Montreal 2	Billy Reay, Toe Blake	13,529
Oct. 10, 1964	Toronto, ON	Maple Leaf Gardens	All-Stars 3, Toronto 2	Sid Abel, Punch Imlach	14,232
Oct. 5, 1963	Toronto, ON	Maple Leaf Gardens	All-Stars 3, Toronto 3	Sid Abel, Punch Imlach	14,034
Oct. 6, 1962	Toronto, ON	Maple Leaf Gardens	Toronto 4, All-Stars 1	Punch Imlach, Rudy Pilous	14,236
Oct. 7, 1961	Chicago, IL	Chicago Stadium	All-Stars 3, Chicago 1	Sid Abel, Rudy Pilous	14,534
Oct. 1, 1960	Montreal, QC	Montreal Forum	All-Stars 2, Montreal 1	Punch Imlach, Toe Blake	13,949
Oct. 3, 1959	Montreal, QC	Montreal Forum	Montreal 6, All-Stars 1	Toe Blake, Punch Imlach	13,818
Oct. 4, 1958	Montreal, QC	Montreal Forum	Montreal 6, All-Stars 3	Toe Blake, Milt Schmidt	13,989
Oct. 5, 1957	Montreal, QC	Montreal Forum	All-Stars 5, Montreal 3	Milt Schmidt, Toe Blake	13,003
Oct. 9, 1956	Montreal, QC	Montreal Forum	All-Stars 1, Montreal 1	Jim Skinner, Toe Blake	13,095
Oct. 2, 1955	Detroit, MI	Olympia Stadium	Detroit 3, All-Stars 1	Jim Skinner, Dick Irvin	10,111
Oct. 2, 1954	Detroit, MI	Olympia Stadium	All-Stars 2, Detroit 2	King Clancy, Jim Skinner	10,689
Oct. 3, 1953	Montreal, QC	Montreal Forum	All-Stars 3, Montreal 1	Lynn Patrick, Dick Irvin	14,153
Oct. 5, 1952	Detroit, MI	Olympia Stadium	1st Team 1, 2nd Team 1	Tommy Ivan, Dick Irvin	10,680
Oct. 9, 1951	Toronto, ON	Maple Leaf Gardens	1st Team 2, 2nd Team 2	Joe Primeau, Dick Irvin	11,469
Oct. 8, 1950	Detroit, MI	Olympia Stadium	Detroit 7, All-Stars 1	Tommy Ivan, Lynn Patrick	9,166
Oct. 10, 1949	Toronto, ON	Maple Leaf Gardens	All-Stars 3, Toronto 1	Tommy Ivan, Hap Day	13,541
Nov. 3, 1948	Chicago, IL	Chicago Stadium	All-Stars 3, Toronto 1	Tommy Ivan, Hap Day	12,794
Oct. 13, 1947	Toronto, ON	Maple Leaf Gardens	All-Stars 4, Toronto 3	Dick Irvin, Hap Day	14,169

* There was no All-Star Game in 1966 because the game was moved from the start of season to midseason. In 1979, the Challenge Cup series between the Soviet Union and Team NHL replaced the All-Star Game. In 1987, Rendez-Vous '87 – two games between the Soviet Union and Team NHL – replaced the All-Star Game. In 2006, 2010 and 2014, the All-Star Game was not played because of the NHL's participation in the Olympic Winter Games. There was no All-Star Game in 2021 due to the COVID-19 pandemic.

NHL ALL-STAR GAME MVPs

2023 Honda NHL All-Star Weekend Roster Participants Highlighted

Year	Player	Position	All-Star Team	NHL Team	Age (Years, Days)
2022	Claude Giroux	F	Metropolitan	Philadelphia Flyers	34, 24
2020	David Pastrnak	F	Atlantic	Boston Bruins	23, 245
2019	Sidney Crosby	F	Metropolitan	Pittsburgh Penguins	31, 172
2018	Brock Boeser*	F	Pacific	Vancouver Canucks	20, 337
2017	Wayne Simmonds	F	Metropolitan	Philadelphia Flyers	28, 156
2016	John Scott^	F	Pacific	Arizona Coyotes	33, 127
2015	Ryan Johansen	F	Team Foligno	Columbus Blue Jackets	22, 178
2012	Marian Gaborik	F	Team Chara	New York Rangers	29, 349
2011	Patrick Sharp	F	Team Staal	Chicago Blackhawks	29, 34
2009	Alex Kovalev	F	East	Montreal Canadiens	35, 336
2008	Eric Staal	F	East	Carolina Hurricanes	23, 90
2007	Daniel Briere	F	East	Buffalo Sabres	29, 110
2004	Joe Sakic	F	West	Colorado Avalanche	34, 216
2003	Dany Heatley	F	East	Atlanta Thrashers	22, 12
2002	Eric Daze	F	North America	Chicago Blackhawks	26, 215
2001	Bill Guerin	F	North America	Boston Bruins	30, 87
2000	Pavel Bure	F	World	Florida Panthers	28, 312
1999	Wayne Gretzky	F	North America	New York Rangers	37, 363
1998	Teemu Selanne	F	World	Anaheim Ducks	27, 199
1997	Mark Recchi	F	East	Montreal Canadiens	28, 352
1996	Ray Bourque	D	East	Boston Bruins	35, 23
1994	Mike Richter	G	East	New York Rangers	27, 122
1993	Mike Gartner	F	Wales	New York Rangers	33, 100
1992	Brett Hull	F	Campbell	St. Louis Blues	27, 162
1991	Vincent Damphousse	F	Campbell	Toronto Maple Leafs	23, 33
1990	Mario Lemieux	F	Wales	Pittsburgh Penguins	24, 108
1989	Wayne Gretzky	F	Campbell	Los Angeles Kings	28, 12
1988	Mario Lemieux	F	Wales	Pittsburgh Penguins	22, 127
1986	Grant Fuhr	G	Campbell	Edmonton Oilers	23, 129
1985	Mario Lemieux*	F	Wales	Pittsburgh Penguins	19, 130
1984	Don Maloney	F	Wales	New York Rangers	25, 148
1983	Wayne Gretzky	F	Campbell	Edmonton Oilers	22, 13
1982	Mike Bossy	F	Wales	New York Islanders	25, 18
1981	Mike Liut	G	Campbell	St. Louis Blues	25, 34
1980	Reggie Leach	F	Campbell	Philadelphia Flyers	29, 288
1978	Billy Smith	G	Campbell	New York Islanders	27, 43
1977	Richard Martin	F	Wales	Buffalo Sabres	25, 183
1976	Peter Mahovlich	F	Wales	Montreal Canadiens	29, 102
1975	Syl Apps Jr.	F	Wales	Pittsburgh Penguins	27, 173
1974	Garry Unger	F	West	St. Louis Blues	26, 53
1973	Greg Polis	F	West	Pittsburgh Penguins	22, 175
1972	Bobby Orr	D	East	Boston Bruins	23, 311
1971	Bobby Hull	F	West	Chicago Black Hawks	32, 16
1970	Bobby Hull	F	East	Chicago Black Hawks	31, 17
1969	Frank Mahovlich	F	East	Detroit Red Wings	31, 11
1968	Bruce Gamble	G	Toronto Maple Leafs	Toronto Maple Leafs	29, 237
1967	Henri Richard	F	Montreal Canadiens	Montreal Canadiens	30, 323
1965	Gordie Howe	F	NHL All-Stars	Detroit Red Wings	37, 203
1964	Jean Beliveau	F	NHL All-Stars	Montreal Canadiens	33, 40
1963	Frank Mahovlich	F	Toronto Maple Leafs	Toronto Maple Leafs	25, 268
1962	Eddie Shack	F	Toronto Maple Leafs	Toronto Maple Leafs	25, 237

* Rookie

^ Captained Pacific Division despite trade from ARI to MTL

NHL ALL-STAR GAME 3-ON-3 TEAM AND INDIVIDUAL RECORDS (2016-22)

[Click Here](#) for NHL All-Star Game Records for Games Played Under the 5-on-5 Format (1947-2015)

2023 Honda NHL All-Star Weekend Roster Participants Highlighted

TEAM RECORDS

MOST GOALS, ALL TEAMS, YEAR

- 40** — **2019 at San Jose; Metropolitan 17, Central 15, Atlantic 4, Pacific 4.**
- 38 — 2020 at St. Louis; Pacific 15, Atlantic 13, Central 5, Metropolitan 5.
- 36 — 2017 at Los Angeles; Metropolitan 14, Pacific 13, Atlantic 6, Central 3.
- 31 — 2022 at Las Vegas; Metropolitan 11, Central 11, Atlantic 5, Pacific 4.
- 25 — 2018 at Tampa Bay; Pacific 10, Atlantic 9, Metropolitan 4, Central 2.
- 23 — 2016 at Nashville; Pacific 10, Central 6, Atlantic 4, Metropolitan 3.

MOST GOALS, ONE TEAM, YEAR

- 17** — **2019 at San Jose; Metropolitan (defeated Atlantic 7-4 and Central 10-5).**
- 15 — 2019 at San Jose; Central (defeated Pacific 10-4, lost to Metropolitan 10-5).
— 2020 at St. Louis; Pacific (defeated Central 10-5 and Atlantic 5-4).
- 14 — 2017 at Los Angeles; Metropolitan (defeated Atlantic 10-6 and Pacific 4-3).
- 13 — 2017 at Los Angeles; Pacific (defeated Central 10-3, lost to Metropolitan 4-3).

FEWEST GOALS AGAINST, ONE TEAM, YEAR (Minimum: 2 GP)

- 4** — **2016 at Nashville; Atlantic (defeated Metropolitan 4-3, lost to Pacific 1-0).**
— **2018 at Tampa Bay; Pacific (defeated Central 5-2 and Atlantic 5-2).**

MOST GOALS, BOTH TEAMS, GAME

- 16** — **2017 SF at Los Angeles; Metropolitan 10, Atlantic 6.**
- 15 — 2016 SF at Nashville; Pacific 9, Central 6.
— 2019 F at San Jose; Metropolitan 10, Central 5.
— 2020 SF at St. Louis; Pacific 10, Central 5.
- 14 — 2019 SF at San Jose; Central 10, Pacific 4.
— 2020 SF at St. Louis; Atlantic 9, Metropolitan 5.

FEWEST GOALS, BOTH TEAMS, GAME

- 1** — **2016 F at Nashville; Pacific 1, Atlantic 0.**
- 7 — 2016 SF at Nashville; Atlantic 4, Metropolitan 3.
— 2017 F at Los Angeles; Metropolitan 4, Pacific 3.
— 2018 SF at Tampa Bay; Pacific 5, Central 2.
— 2018 F at Tampa Bay; Pacific 5, Atlantic 2.

MOST GOALS, ONE TEAM, GAME

- 10** — **2017 SF at Los Angeles; Pacific 10, Central 3.**
— **2017 SF at Los Angeles; Metropolitan 10, Atlantic 6.**
— **2019 SF at San Jose; Central 10, Pacific 4.**
— **2019 F at San Jose; Metropolitan 10, Central 5.**
— **2020 SF at St. Louis; Pacific 10, Central 5.**

FEWEST GOALS, ONE TEAM, GAME

- 0** — **2016 F at Nashville; Pacific 1, Atlantic 0.**
- 1 — 2016 F at Nashville; Pacific 1, Atlantic 0.
- 2 — 2018 SF at Tampa Bay; Pacific 5, Central 2.
— 2018 F at Tampa Bay; Pacific 5, Atlantic 2.
- 3 — 2016 SF at Nashville; Atlantic 4, Metropolitan 3.
— 2017 SF at Los Angeles; Pacific 10, Central 3.
— 2017 F at Los Angeles, Metropolitan 4, Pacific 3.
— 2022 F at Las Vegas; Metropolitan 5, Central 3.

MOST SHOTS ON GOAL, BOTH TEAMS, GAME

- 49 — **2019 SF at San Jose; Central 10 (18 Shots), Pacific 4 (31 Shots).**
- 46 — 2017 SF at Los Angeles; Metropolitan 10 (21 Shots), Atlantic 6 (25 Shots).
— 2019 SF at San Jose; Metropolitan 7 (26 Shots), Atlantic 4 (20 Shots).
- 45 — 2019 F at San Jose; Metropolitan 10 (22 Shots), Central 5 (23 Shots).
— 2020 SF at St. Louis; Pacific 10 (28 Shots), Central 5 (17 Shots).

FEWEST SHOTS ON GOAL, BOTH TEAMS, GAME

- 30 — **2018 SF at Tampa Bay; Pacific 5 (14 Shots), Central 2 (16 Shots).**
— **2018 F at Tampa Bay; Pacific 5 (19 Shots), Atlantic 2 (11 Shots).**
- 31 — 2020 F at St. Louis; Pacific 5 (20 Shots), Atlantic 4 (11 Shots).
- 33 — 2016 F at Nashville; Pacific 1 (16 Shots), Atlantic 0 (17 Shots).
- 34 — 2017 SF at Los Angeles; Pacific 10 (22 Shots), Central 3 (12 Shots).

MOST SHOTS ON GOAL, ONE TEAM, GAME

- 31 — **2019 SF at San Jose; Pacific (lost to Central, 10-4).**
- 28 — 2020 SF at St. Louis; Pacific (defeated Central, 10-5).
- 26 — 2019 SF at San Jose; Metropolitan (defeated Atlantic, 7-4).
— 2022 SF at Las Vegas; Metropolitan (defeated Pacific, 6-4).
- 25 — 2017 SF at Los Angeles; Atlantic (lost to Metropolitan, 10-6).

FEWEST SHOTS ON GOAL, ONE TEAM, GAME

- 11 — **2018 F at Tampa Bay; Atlantic (lost to Pacific, 5-2).**
— **2020 F at St. Louis; Atlantic (lost to Pacific 5-4).**
- 12 — 2017 SF at Los Angeles; Central (lost to Pacific, 10-3).
- 14 — 2018 SF at Tampa Bay; Pacific (defeated Central, 5-2).
- 15 — 2022 SF at Las Vegas; Pacific (lost to Metropolitan, 6-4).

MOST POWER-PLAY GOALS, BOTH TEAMS, GAME

- 1 — **2016 SF at Nashville; Pacific 9 (1 PPG), Central 6 (0 PPG).**

FEWEST POWER-PLAY GOALS, BOTH TEAMS, GAME

- 0 — 14 times.

FASTEST TWO GOALS, BOTH TEAMS, FROM START OF GAME

- 0:47 — **2016 SF at Nashville; James Neal (Central) scored at 0:26 and John Scott (Pacific) scored at 0:47.**
Final: Pacific 9, Central 6.
- 0:49 — 2020 SF at St. Louis; David Pastrnak (Atlantic) scored at 0:26 and Shea Weber (Atlantic) scored at 0:49.
Final: Atlantic 9, Metropolitan 5.
- 1:25 — 2017 F at Los Angeles; Joe Pavelski (Pacific) scored at 0:22 and Seth Jones (Metropolitan) scored at 1:25.
Final: Metropolitan 4, Pacific 3.
- 1:29 — 2020 F at St. Louis; Victor Hedman (Atlantic) scored at 0:24 and Jonathan Huberdeau (Atlantic) scored at 1:29. Final: Pacific 5, Atlantic 4.

FASTEST TWO GOALS, BOTH TEAMS

- 0:05 — **2017 SF at Los Angeles; Seth Jones (Metropolitan) scored at 1:45 of 2nd period and Taylor Hall (Metropolitan) scored at 1:50. Final: Metropolitan 10, Atlantic 6.**
— **2017 F at Los Angeles; Cam Atkinson (Metropolitan) scored at 4:57 of 2nd period and Wayne Simmonds (Metropolitan) scored at 5:02. Final: Metropolitan 4, Pacific 3.**
- 0:06 — 2017 SF at Los Angeles; Jonathan Toews (Central) scored at 7:07 of 1st period and Connor McDavid (Pacific) scored at 7:13. Final: Pacific 10, Central 3.

FASTEST THREE GOALS, BOTH TEAMS

- 0:19** — 2017 SF at Los Angeles; John Tavares (Metropolitan) scored at 1:31 of 2nd period, Seth Jones (Metropolitan) scored at 1:45 and Taylor Hall (Metropolitan) scored at 1:50. Final: Metropolitan 10, Atlantic 6.
- 0:21 — 2016 SF at Nashville; Daniel Sedin (Pacific) scored at 4:28 of 2nd period, Dustin Byfuglien (Central) scored at 4:36 and Tyler Seguin (Central) scored at 4:49. Final: Pacific 9, Central 6.
- 0:27** — 2022 SF at Las Vegas; Jordan Kyrrou (Central) scored at 6:36 of 2nd period, Rasmus Dahlin (Atlantic) scored at 6:48 and Roman Josi (Central) scored at 7:03. Final: Central 8, Atlantic 5.
- 0:32 — 2016 SF at Nashville; Taylor Hall (Pacific) scored at 4:04 of 2nd period, Daniel Sedin (Pacific) scored at 4:28 and Dustin Byfuglien (Central) scored at 4:36. Final: Pacific 9, Central 6.

FASTEST FOUR GOALS, BOTH TEAMS

- 0:45** — 2016 SF at Nashville; Taylor Hall (Pacific) scored at 4:04 of 2nd period, Daniel Sedin (Pacific) scored at 4:28, Dustin Byfuglien (Central) scored at 4:36 and Tyler Seguin (Central) scored at 4:49. Final: Pacific 9, Central 6.
- 0:57** — 2022 SF at Las Vegas; Jordan Kyrrou (Central) scored at 6:36 of 2nd period, Rasmus Dahlin (Atlantic) scored at 6:48, Roman Josi (Central) scored at 7:03 and Steven Stamkos (Atlantic) scored at 7:33. Final: Central 8, Atlantic 5.
- 1:00** — 2017 SF at Los Angeles; Auston Matthews (Atlantic) scored at 0:50 of 2nd period, John Tavares (Metropolitan) scored at 1:31, Seth Jones (Metropolitan) scored at 1:45 and Taylor Hall (Metropolitan) scored at 1:50. Final: Metropolitan 10, Atlantic 6.

FASTEST TWO GOALS, ONE TEAM, FROM START OF GAME

- 0:49** — 2020 SF at St. Louis; David Pastrnak scored at 0:26 and Shea Weber scored at 0:49 for Atlantic. Final: Atlantic 9, Metropolitan 5.
- 1:29 — 2020 F at St. Louis; Victor Hedman scored at 0:24 and Jonathan Huberdeau scored at 1:29 for Atlantic. Final: Pacific 5, Atlantic 4.
- 1:33** — 2019 SF at San Jose; Mikko Rantanen scored at 1:03 and Gabriel Landeskog scored at 1:33 for Central. Final: Central 10, Pacific 4.
- 1:53 — 2019 F at San Jose; Mathew Barzal scored at 0:22 and Claude Giroux scored at 1:53 for Metropolitan. Final: Metropolitan 10, Central 5.
- 1:56** — 2019 SF at San Jose; Sidney Crosby scored at 0:15 and Seth Jones scored at 1:56 for Metropolitan. Final: Metropolitan 7, Atlantic 4.

FASTEST TWO GOALS, ONE TEAM

- 0:05** — 2017 SF at Los Angeles; Seth Jones scored at 1:45 of 2nd period and Taylor Hall scored at 1:50 for Metropolitan. Final: Metropolitan 10, Atlantic 6.
- 2017 F at Los Angeles; Cam Atkinson scored at 4:57 of 2nd period and Wayne Simmonds scored at 5:02 for Metropolitan. Final: Metropolitan 4, Pacific 3.
- 0:07** — 2020 F at St. Louis; Elias Pettersson scored at 1:37 of 2nd period and Leon Draisaitl scored at 1:44 for Pacific. Final: Pacific 5, Atlantic 4.
- 0:08 — 2019 F at San Jose; Sebastian Aho scored at 5:35 of 2nd period and Cam Atkinson scored at 5:43 for Metropolitan. Final: Metropolitan 10, Central 5.

FASTEST THREE GOALS, ONE TEAM

- 0:19** — 2017 SF at Los Angeles; John Tavares scored at 1:31 of 2nd period, Seth Jones scored at 1:45 and Taylor Hall scored at 1:50 for Metropolitan. Final: Metropolitan 10, Atlantic 6.
- 0:59 — 2017 SF at Los Angeles; Ryan Kesler scored at 5:43 of 2nd period, Bo Horvat scored at 6:29 and Johnny Gaudreau scored at 6:42 for Pacific. Final: Pacific 10, Central 3.

FASTEST FOUR GOALS, ONE TEAM

- 2:21** — 2018 SF at Tampa Bay; James Neal scored at 6:57 of 2nd period, Brock Boeser scored at 8:14, Brent Burns scored at 8:38 and James Neal scored at 9:18 for Pacific. Final: Pacific 5, Central 2.
- 2:27** — 2017 SF at Los Angeles; Joe Pavelski scored at 4:15 of 2nd period, Ryan Kesler scored at 5:43, Bo Horvat scored at 6:29 and Johnny Gaudreau scored at 6:42 for Pacific. Final: Pacific 10, Central 3.

* * * * *

SKATER RECORDS

MOST TITLES, CAREER

- 2 — Sebastian Aho (Metropolitan in 2019, Metropolitan in 2022).
- Cam Atkinson (Metropolitan in 2017, Metropolitan in 2019).
- Brent Burns (Pacific in 2016, Pacific in 2018).
- Sidney Crosby (Metropolitan in 2017, Metropolitan in 2019).
- Drew Doughty (Pacific in 2016, Pacific in 2018).
- Johnny Gaudreau (Pacific in 2016, Pacific in 2018).
- Mark Giordano (Pacific in 2016, Pacific in 2020).
- Claude Giroux (Metropolitan in 2019, Metropolitan in 2022).
- Taylor Hall (Pacific in 2016, Metropolitan in 2017).
- Seth Jones (Metropolitan in 2017, Metropolitan in 2019).
- Anze Kopitar (Pacific in 2018, Pacific in 2020).
- Connor McDavid (Pacific in 2018, Pacific in 2020).

MOST APPEARANCES, CAREER (By Year)

- 5 — Johnny Gaudreau (2016-19, 2022).
- Patrick Kane (2016-20).
- Connor McDavid (2017-20, 2022).

MOST GAMES PLAYED, CAREER (1 or 2 Per Year)

- 8 — Johnny Gaudreau (2016-19, 2022).
- Connor McDavid (2017-20, 2022).
- 7 — Brent Burns (2016-19).
- Drew Doughty (2016-19).
- Joe Pavelski (2016-17, 2019, 2022).

MOST GOALS, CAREER

- 6 — Cam Atkinson (4 GP).
- Sidney Crosby (5 GP).
- 5 — Tomas Hertl (2 GP)
- Nikita Kucherov (4 GP).
- Seth Jones (5 GP).
- Claude Giroux (6 GP).
- Patrick Kane (6 GP).
- Joe Pavelski (7 GP).
- Johnny Gaudreau (8 GP).

MOST GOALS, GAME

- 4 — Tomas Hertl, Pacific, 2020 Semifinal. Pacific 10, Central 5.
- 3 — Nikita Kucherov, Atlantic, 2018 Semifinal. Atlantic 7, Metropolitan 4.
- Gabriel Landeskog, Central, 2019 Semifinal. Central 10, Pacific 4.
- Anthony Duclair, Atlantic, 2020 Semifinal. Atlantic 9, Metropolitan 5.
- David Pastrnak, Atlantic, 2020 Semifinal. Atlantic 9, Metropolitan 5.
- Leon Draisaitl, Pacific, 2020 Semifinal. Pacific 10, Central 5.

MOST ASSISTS, CAREER

- 11 — Connor McDavid (8 GP).
- 9 — Roman Josi (6 GP).
- 8 — Brent Burns (7 GP).
- 7 — Ryan O'Reilly (5 GP).
- Johnny Gaudreau (8 GP).

MOST ASSISTS, GAME

- 4** — **Connor McDavid, Pacific, 2018 Semifinal. Pacific 5, Central 2.**
— **Tyler Bertuzzi, Atlantic, 2020 Semifinal. Atlantic 9, Metropolitan 5.**
- 3** — **Dylan Larkin, Atlantic, 2016 Semifinal. Atlantic 4, Metropolitan 3.**
— Brent Burns, Pacific, 2016 Semifinal. Pacific 9, Central 6.
— Cam Fowler, Pacific, 2017 Semifinal. Pacific 10, Central 3.
— Justin Faulk, Metropolitan, 2017 Semifinal. Metropolitan 10, Atlantic 6.
— Vincent Trocheck, Atlantic, 2017 Semifinal. Metropolitan 10, Atlantic 6.
— **Erik Karlsson, Atlantic, 2018 Semifinal. Atlantic 7, Metropolitan 4.**
— Roman Josi, Central, 2019 Semifinal. Central 10, Pacific 4.
— Ryan O'Reilly, Central, 2019 Semifinal. Central 10, Pacific 4.
— Blake Wheeler, Central, 2019 Semifinal. Central 10, Pacific 4.
— Mathew Barzal, Metropolitan, 2019 Final. Metropolitan 10, Central 5.
— **Sidney Crosby, Metropolitan, 2019 Final. Metropolitan 10, Central 5.**
— Jack Eichel, Atlantic, 2020 Semifinal. Atlantic 9, Metropolitan 5.
— Victor Hedman, Atlantic, 2020 Semifinal. Atlantic 9, Metropolitan 5.
— **Seth Jones, Metropolitan, 2020 Semifinal. Atlantic 9, Metropolitan 5.**
— Travis Konecny, Metropolitan, 2020 Semifinal. Atlantic 9, Metropolitan 5.
— Quinn Hughes, Pacific, 2020 Semifinal. Pacific 10, Central 5.
— Anze Kopitar, Pacific, 2020 Semifinal. Pacific 10, Central 5.
— **Connor McDavid, Pacific, 2020 Semifinal. Pacific 10, Central 5.**

MOST POINTS, CAREER

- 13** — **Connor McDavid (2-11—13 in 8 GP).**
- 12** — Sidney Crosby (6-6—12 in 5 GP).
— **Johnny Gaudreau (5-7—12 in 8 GP).**
— Roman Josi (3-9—12 in 6 GP).
- 11** — Joe Pavelski (5-6—11 in 7 GP).
— Brent Burns (3-8—11 in 7 GP).

MOST POINTS, GAME

- 5** — **Mathew Barzal, Metropolitan, 2019 Final (2-3—5). Metropolitan 10, Central 5.**
— **Sidney Crosby, Metropolitan, 2019 Final (2-3—5). Metropolitan 10, Central 5.**
- 4** — Tomas Hertl, Pacific, 2020 Semifinal (4-0—4). Pacific 10, Central 5.
— Gabriel Landeskog, Central, 2019 Semifinal (3-1—4). Central 10, Pacific 4.
— Anthony Duclair, Atlantic, 2020 Semifinal (3-1—4). Atlantic 9, Metropolitan 5.
— **David Pastrnak, Atlantic, 2020 Semifinal (3-1—4). Atlantic 9, Metropolitan 5.**
— **Leon Draisaitl, Pacific, 2020 Semifinal (3-1—4). Pacific 10, Central 5.**
— Cam Atkinson, Metropolitan, 2017 Semifinal (2-2—4). Metropolitan 10, Atlantic 6.
— **Nikita Kucherov, Atlantic, 2017 Semifinal (2-2—4). Metropolitan 10, Atlantic 6.**
— John Tavares, Metropolitan, 2017 Semifinal (2-2—4). Metropolitan 10, Atlantic 6.
— **Matthew Tkachuk, Pacific, 2020 Semifinal (2-2—4). Pacific 10, Central 5.**
— Jordan Kyrou, Central, 2022 Semifinal (2-2—4). Central 8, Atlantic 5.
— Cam Fowler, Pacific, 2017 Semifinal (1-3—4). Pacific 10, Central 3.
— Vincent Trocheck, Atlantic, 2017 Semifinal (1-3—4). Metropolitan 10, Atlantic 6.
— Roman Josi, Central, 2019 Semifinal (1-3—4). Central 10, Pacific 4.
— Ryan O'Reilly, Central, 2019 Semifinal (1-3—4). Central 10, Pacific 4.
— Victor Hedman, Atlantic, 2020 Semifinal (1-3—4). Atlantic 9, Metropolitan 5.
— **Seth Jones, Metropolitan, 2020 Semifinal (1-3—4). Atlantic 9, Metropolitan 5.**
— Quinn Hughes, Pacific, 2020 Semifinal (1-3—4). Pacific 10, Central 5.
— **Connor McDavid, Pacific, 2018 Semifinal (0-4—4). Pacific 5, Central 2.**
— Tyler Bertuzzi, Atlantic, 2020 Semifinal (0-4—4). Atlantic 9, Metropolitan 5.

MOST POWER-PLAY GOALS, CAREER

- 1** — **Joe Pavelski (7 GP).**

FASTEST GOALS, FROM START OF GAME

- 0:13 — Tom Wilson, Metropolitan, 2022 Semifinal. Metropolitan 6, Pacific 4.**
- 0:15 — Sidney Crosby, Metropolitan, 2019 Semifinal. Metropolitan 7, Atlantic 4.**
- 0:22 — Joe Pavelski, Pacific, 2017 Final. Metropolitan 4, Pacific 3.
- Mathew Barzal, Metropolitan, 2019 Final. Metropolitan 10, Central 5.
- 0:24 — Victor Hedman, Atlantic, 2020 Final. Pacific 5, Atlantic 4.

FASTEST GOALS, FROM START OF ANY PERIOD

- 0:13 — Tom Wilson, Metropolitan, 2022 Semifinal (1st Period). Metropolitan 6, Pacific 4.**
- 0:15 — Sidney Crosby, Metropolitan, 2019 Semifinal (1st Period). Metropolitan 7, Atlantic 4.**
- 0:22 — Joe Pavelski, Pacific, 2017 Final (1st Period). Metropolitan 4, Pacific 3.
- Mathew Barzal, Metropolitan, 2019 Final (1st Period). Metropolitan 10, Central 5.
- 0:24 — Victor Hedman, Atlantic, 2020 Final (1st Period). Pacific 5, Atlantic 4.

FASTEST TWO GOALS, ONE PLAYER, FROM START OF GAME

- 4:49 — Wayne Simmonds, Metropolitan, 2017 Semifinal, at 2:12 and 4:49. Metropolitan 10, Atlantic 6.**
- 7:50 — Mikko Rantanen, Central, 2019 Semifinal, at 1:03 and 7:50. Central 10, Pacific 4.**

FASTEST TWO GOALS, ONE PLAYER, FROM START OF ANY PERIOD

- 3:34 — Leon Draisaitl, Pacific, 2020 Semifinal (2nd Period), at 0:46 and 3:34. Pacific 10, Central 5.**
- 4:28 — Daniel Sedin, Pacific, 2016 Semifinal (2nd Period), at 1:49 and 4:28. Pacific 9, Central 6.
- 4:36 — Gabriel Landeskog, Central, 2019 Semifinal (2nd Period), at 0:42 and 4:36. Central 10, Pacific 4.

FASTEST TWO GOALS, ONE PLAYER

- 1:10 — Cam Atkinson, Metropolitan, 2017 Semifinal (2nd Period), at 6:35 and 7:45. Metropolitan 10, Atlantic 6.**
- 1:50 — Tomas Hertl, Pacific, 2020 Semifinal (2nd Period), at 7:06 and 8:56. Pacific 10, Central 5.
- 2:21 — James Neal, Pacific, 2018 Semifinal (2nd Period), at 6:57 and 9:18. Pacific 5, Central 2.
- Tomas Hertl, Pacific, 2020 Semifinal (2nd Period), at 4:45 and 7:06. Pacific 10, Central 5.
- 2:35 — Jack Hughes, Metropolitan, 2022 Semifinal (2nd Period), at 6:16 and 8:51. Metropolitan 6, Pacific 4.**

MOST PENALTY MINUTES, CAREER

- 1 — Johnny Gaudreau (8 GP).**

* * * * *

GOALTENDER RECORDS

MOST TITLES, CAREER

- 2 — Braden Holtby (Metropolitan in 2017, Metropolitan in 2019).**
- 1 — Frederik Andersen (Metropolitan in 2022).
- Sergei Bobrovsky (Metropolitan in 2017).
- Marc-Andre Fleury (Pacific in 2018).
- John Gibson (Pacific in 2016).
- Tristan Jarry (Metropolitan in 2022).
- Henrik Lundqvist (Metropolitan in 2019).
- Jacob Markstrom (Pacific in 2020).
- Jonathan Quick (Pacific in 2016).
- David Rittich (Pacific in 2020).
- Mike Smith (Pacific in 2018).

MOST APPEARANCES, CAREER (By Year)

- 5 — Braden Holtby (2016-20).**
- 4 — Andrei Vasilevskiy (2018-20, 2022).**
- 3 — Devan Dubnyk (2016-17, 2019).
- John Gibson (2016, 2019, 2022).
- Pekka Rinne (2016, 2018-19).

MOST GAMES PLAYED, CAREER (1 or 2 Per Year)

7	—	Braden Holtby (2016-20).
6	—	Andrei Vasilevskiy (2018-20, 2022).
4	—	Frederik Andersen (2020, 2022).
	—	Devan Dubnyk (2016-17, 2019).
	—	John Gibson (2016, 2019, 2022).
	—	Pekka Rinne (2016, 2018-19).
	—	Mike Smith (2017-18).

MOST WINS, CAREER

4	—	Braden Holtby (2016-20).
2	—	John Gibson (2016, 2019, 2022).
	—	Mike Smith (2017-18).
	—	David Rittich (2020).

LOWEST GOALS-AGAINST AVERAGE, CAREER (Minimum: 1 GP)

6.00	—	Roberto Luongo (2 GP).
	—	David Rittich (2 GP).
6.49	—	Ben Bishop (2 GP).
7.67	—	Mike Smith (4 GP).
8.00	—	Henrik Lundqvist (3 GP).

HIGHEST SAVE PERCENTAGE, CAREER (Minimum: 1 GP)

.909	—	Roberto Luongo (2 GP).
.875	—	Ben Bishop (2 GP).
.857	—	David Rittich (2 GP).
.833	—	Thatcher Demko (1 GP).
	—	Cory Schneider (1 GP).

MOST SAVES, CAREER

58	—	Braden Holtby (7 GP).
50	—	Andrei Vasilevskiy (6 GP).
39	—	Devan Dubnyk (4 GP).
27	—	Tristan Jarry (3 GP).
26	—	Frederik Andersen (4 GP).
	—	John Gibson (4 GP).

MOST SAVES, GAME

19	—	Devan Dubnyk (22 SA), Central, 2019 Semifinal. Central 10, Pacific 4.
14	—	Tristan Jarry (15 SA), Metropolitan, 2022 Final. Metropolitan 5, Central 3.
12	—	Roberto Luongo (12 SA), Atlantic, 2016 Final. Pacific 1, Atlantic 0.
	—	Braden Holtby (15 SA), Metropolitan, 2017 Semifinal. Metropolitan 10, Atlantic 6.
	—	Braden Holtby (17 SA), Metropolitan, 2019 Final. Metropolitan 10, Central 5.

MOST SHOTS AGAINST, CAREER

79	—	Braden Holtby (7 GP).
67	—	Andrei Vasilevskiy (6 GP).
57	—	Devan Dubnyk (4 GP).
39	—	John Gibson (4 GP).
34	—	Tristan Jarry (3 GP).
	—	Frederik Andersen (4 GP).

MOST SHOTS AGAINST, GAME

22	—	Devan Dubnyk (19 SV), Central, 2019 Semifinal. Central 10, Pacific 4.
17	—	Braden Holtby (12 SV), Metropolitan, 2019 Final. Metropolitan 10, Central 5.
16	—	Connor Hellebuyck (10 SV), Central, 2020 Semifinal. Pacific 10, Central 5.
15	—	Tristan Jarry (14 SV), Metropolitan, 2022 Final. Metropolitan 5, Central 3.
	—	Braden Holtby (12 SV), Metropolitan, 2017 Semifinal. Metropolitan 10, Atlantic 6.

* * * * *

HEAD COACH RECORDS

MOST TITLES, CAREER

- 1 — Rod Brind'Amour (Metropolitan, 2022).
- Gerard Gallant (Pacific, 2018).
- Wayne Gretzky (Metropolitan, 2017).
- Todd Reirden (Metropolitan, 2019).
- Darryl Sutter (Pacific, 2016).
- Rick Tocchet (Pacific, 2020).

MOST APPEARANCES, CAREER (By Year)

- 2 — Jon Cooper (Atlantic in 2018, Atlantic in 2019).
- Peter DeBoer (Pacific in 2017, Pacific in 2022).
- Gerard Gallant (Atlantic in 2016, Pacific in 2018).
- Todd Reirden (Metropolitan in 2019, Metropolitan in 2020).
- Barry Trotz (Metropolitan in 2016, Metropolitan in 2018).

MOST GAMES COACHED, CAREER (1 or 2 Per Year)

- 4 — Gerard Gallant (2016, 2018).
- 3 — Jon Cooper (2018, 2019).
- Peter DeBoer (2017, 2022).
- Todd Reirden (2019, 2020).

MOST WINS, CAREER

- 3 — Gerard Gallant (2016, 2018).
- 2 — Rod Brind'Amour (2022).
- Wayne Gretzky (2017).
- Todd Reirden (2019, 2020).
- Darryl Sutter (2016).
- Rick Tocchet (2020).

NHL ALL-STAR GAME DIVISION RECORDS (2016-22)

2023 Honda NHL All-Star Weekend Roster Participants Highlighted

Division	GP	W	L	OT	P%	GF	GA	Titles
Pacific	10	7	3	0	.700	56	42	3
Metropolitan	9	6	3	0	.667	54	45	3
Atlantic	9	3	6	0	.333	41	48	0
Central	8	2	6	0	.250	42	58	0

* * * * *

ATLANTIC DIVISION (3-6-0)

Opponent	GP	W	L	OT	GF	GA	Last Meeting	Round	Result	Score
Central	1	0	1	0	5	8	2022	SF	L	5-8
Metropolitan	5	3	2	0	30	29	2020	SF	W	9-5
Pacific	3	0	3	0	6	11	2020	F	L	4-5
Totals	9	3	6	0	41	48				

Head Coaches

2022: Andrew Brunette (FLA)
2020: Bruce Cassidy (BOS)
2019: Jon Cooper (TBL)
2018: Jon Cooper (TBL)
2017: Michel Therrien (MTL)
2016: Gerard Gallant (FLA)

Summary

2022: 0-1 (lost to Central 8-5 in SF)
2020: 1-1 (defeated Metropolitan 9-5 in SF, lost to Pacific 5-4 in F)
2019: 0-1 (lost to Metropolitan 7-4 in SF)
2018: 1-1 (defeated Metropolitan 7-4 in SF, lost to Pacific 5-2 in F)
2017: 0-1 (lost to Metropolitan 10-6 in SF)
2016: 1-1 (defeated Metropolitan 4-3 in SF, lost to Pacific 1-0 in F)

Most Years Representing Atlantic

4 — Auston Matthews
— Steven Stamkos
— **Andrei Vasilevskiy**

3 — Jack Eichel
— Victor Hedman
— **Erik Karlsson**
— **Nikita Kucherov**

2 — Patrice Bergeron
— Jonathan Huberdeau
— **Dylan Larkin**
— Brad Marchand
— **David Pastrnak**
— Carey Price
— **Brady Tkachuk**
— Shea Weber

Leading Scorers for Atlantic

David Pastrnak (4-4—8 in 3 GP)
Victor Hedman (3-5—8 in 4 GP)
Jack Eichel (2-6—8 in 5 GP)
Nikita Kucherov (5-2—7 in 4 GP)

CENTRAL DIVISION (2-6-0)

Opponent	GP	W	L	OT	GF	GA	Last Meeting	Round	Result	Score
Atlantic	1	1	0	0	8	5	2022	SF	W	8-5
Metropolitan	2	0	2	0	8	15	2022	F	L	3-5
Pacific	5	1	4	0	26	38	2020	SF	L	5-10
Totals	8	2	6	0	42	58				

Head Coaches

2022: Jared Bednar (COL)
2020: Craig Berube (STL)
2019: Paul Maurice (WPG)
2018: Peter Laviolette (NSH)
2017: Bruce Boudreau (MIN)
2016: Lindy Ruff (DAL)

Summary

2022: 1-1 (defeated Atlantic 8-5 in SF, lost to Metropolitan 5-3 in F)
2020: 0-1 (lost to Pacific 10-5 in SF)
2019: 1-1 (defeated Pacific 10-4 in SF, lost to Metropolitan 10-5 in F)
2018: 0-1 (lost to Pacific 5-2 in SF)
2017: 0-1 (lost to Pacific 10-3 in SF)
2016: 0-1 (lost to Pacific 9-6 in SF)

Most Years Representing Central

5 — Patrick Kane
4 — Roman Josi
— Nathan MacKinnon
— Tyler Seguin
3 — Devan Dubnyk
— Pekka Rinne
2 — Connor Hellebuyck
— Clayton Keller
— Ryan O'Reilly
— Alex Pietrangelo
— Mark Scheifele
— Eric Staal
— P.K. Subban
— Vladimir Tarasenko
— Blake Wheeler

Leading Scorers for Central

Roman Josi (3-9—12 in 6 GP)
Ryan O'Reilly (2-6—8 in 3 GP)
Patrick Kane (5-2—7 in 6 GP)
Gabriel Landeskog (4-3—7 in 2 GP)
Tyler Seguin (2-5—7 in 4 GP)
Mikko Rantanen (4-2—6 in 2 GP)

* * * * *

METROPOLITAN DIVISION (6-3-0)

Opponent	GP	W	L	OT	GF	GA	Last Meeting	Round	Result	Score
Atlantic	5	2	3	0	29	30	2020	SF	L	5-9
Central	2	2	0	0	15	8	2022	F	W	5-3
Pacific	2	2	0	0	10	7	2022	SF	W	6-4
Totals	9	6	3	0	54	45				

Head Coaches

2022: Rod Brind'Amour (CAR)
2020: Todd Reirden (WSH)
2019: Todd Reirden (WSH)
2018: Barry Trotz (WSH)
2017: Wayne Gretzky (replaced John Tortorella, CBJ)
2016: Barry Trotz (WSH)

Summary

2022: 2-0 (defeated Pacific 6-4 in SF, defeated Central 5-3 in F)
2020: 0-1 (lost to Atlantic 9-5 in SF)
2019: 2-0 (defeated Atlantic 7-4 in SF, defeated Central 10-5 in F)
2018: 0-1 (lost to Atlantic 7-4 in SF)
2017: 2-0 (defeated Atlantic 10-6 in SF, defeated Pacific 4-3 in F)
2016: 0-1 (lost to Atlantic 4-3 in SF)

Most Years Representing Metropolitan

5 — Braden Holtby
4 — Claude Giroux
— Kris Letang
3 — Sidney Crosby
— Seth Jones
— John Tavares
2 — Sebastian Aho
— Cam Atkinson
— Mathew Barzal
— John Carlson
— Justin Faulk
— Tristan Jarry
— Chris Kreider
— Evgeny Kuznetsov
— Henrik Lundqvist
— Ryan McDonagh
— Alex Ovechkin
— Zach Werenski

Leading Scorers for Metropolitan

Sidney Crosby (6-6—12 in 5 GP)
Cam Atkinson (6-4—10 in 4 GP)
Seth Jones (5-5—10 in 5 GP)
Mathew Barzal (2-6—8 in 3 GP)
Claude Giroux (5-2—7 in 6 GP)
Kris Letang (4-3—7 in 5 GP)
John Tavares (2-4—6 in 4 GP)
Justin Faulk (1-5—6 in 3 GP)

* * * * *

PACIFIC DIVISION (7-3-0)

Opponent	GP	W	L	OT	GF	GA	Last Meeting	Round	Result	Score
Atlantic	3	3	0	0	11	6	2020	F	W	5-4
Central	5	4	1	0	38	26	2020	SF	W	10-5
Metropolitan	2	0	2	0	7	10	2022	F	L	4-6
Totals	10	7	3	0	56	42				

Head Coaches

2022: Peter DeBoer (VGK)
2020: Rick Tocchet (ARI)
2019: Bill Peters (CGY)
2018: Gerard Gallant (VGK)
2017: Peter DeBoer (SJS)
2016: Darryl Sutter (LAK)

Summary

2022: 0-1 (lost to Metropolitan 6-4 in SF)
2020: 2-0 (defeated Central 10-5 in SF, defeated Atlantic 5-4 in F)
2019: 0-1 (lost to Central 10-4 in SF)
2018: 2-0 (defeated Central 5-2 in SF, defeated Atlantic 5-2 in F)
2017: 1-1 (defeated Central 10-3 in SF, lost to Metropolitan 4-3 in F)
2016: 2-0 (defeated Central 9-6 in SF, defeated Atlantic 1-0 in F)

Most Years Representing Pacific

5 — Johnny Gaudreau
— Connor McDavid
4 — Brent Burns
— Drew Doughty
3 — Leon Draisaitl
— John Gibson
— Joe Pavelski
2 — Marc-Andre Fleury
— Mark Giordano
— Anze Kopitar
— Elias Pettersson
— Mike Smith

Leading Scorers for Pacific

Connor McDavid (2-11—13 in 8 GP)
Johnny Gaudreau (5-7—12 in 8 GP)
Brent Burns (3-8—11 in 7 GP)
Drew Doughty (4-5—9 in 7 GP)
Leon Draisaitl (4-3—7 in 4 GP)
Joe Pavelski (3-4—7 in 5 GP)
Matthew Tkachuk (2-4—6 in 2 GP)
Quinn Hughes (1-5—6 in 2 GP)
Anze Kopitar (0-6—6 in 4 GP)

NHL ALL-STAR GAME REGISTERS FOR SKATERS, GOALTENDERS AND HEAD COACHES

2023 Honda NHL All-Star Weekend Roster Participants Highlighted

Names in *Italics Only* Participated in Benefit/Memorial Games Pre-1947

Skater	--- 1947-2015 ---				--- 2016-22 (3-ON-3 FORMAT) ---				
	GP	G	A	P	Years	GP	G	A	P
ABEL, Sid	3	0	1	1	---	---	---	---	---
ACTON, Keith	1	0	0	0	---	---	---	---	---
ADAMS, Greg	1	0	0	0	---	---	---	---	---
AHO, Sebastian	---	---	---	---	2	4	3	2	5
ALFREDSSON, Daniel	6	4	4	8	---	---	---	---	---
ALLEN, Keith	1	0	0	0	---	---	---	---	---
ALLISON, Jason	1	0	1	1	---	---	---	---	---
AMONTE, Tony	5	4	6	10	---	---	---	---	---
ANDERSON, Glenn	4	0	2	2	---	---	---	---	---
<i>ANDERSON, Tom</i>	1	0	0	0	---	---	---	---	---
ANDREYCHUK, Dave	2	2	2	4	---	---	---	---	---
APPS, Syl Jr.	1	2	0	2	---	---	---	---	---
APPS, Syl Sr.	2	2	4	6	---	---	---	---	---
ARBOUR, Al	1	0	0	0	---	---	---	---	---
ARMSTRONG, Bob	1	0	0	0	---	---	---	---	---
ARMSTRONG, George	7	0	2	2	---	---	---	---	---
ARNOTT, Jason	2	0	1	0	---	---	---	---	---
ATKINSON, Cam	---	---	---	---	2	4	6	4	10
AUCOIN, Adrian	1	1	0	1	---	---	---	---	---
AUDETTE, Donald	1	0	1	1	---	---	---	---	---
<i>AURIE, Larry</i>	1	0	0	0	---	---	---	---	---
AWREY, Don	1	0	1	1	---	---	---	---	---
BABYCH, Dave	2	2	0	2	---	---	---	---	---
BABYCH, Wayne	1	1	0	1	---	---	---	---	---
BACKES, David	1	0	3	3	---	---	---	---	---
BACKSTROM, Nicklas	---	---	---	---	1	1	0	0	0
BACKSTROM, Ralph	6	0	3	3	---	---	---	---	---
BAILEY, Josh	---	---	---	---	1	1	0	1	1
BALON, Dave	4	0	1	1	---	---	---	---	---
BARBER, Bill	6	2	1	3	---	---	---	---	---
BARILKO, Bill	3	1	0	1	---	---	---	---	---
BARKOV, Aleksander	---	---	---	---	1	2	0	2	2
BARNES, Norm	1	0	0	0	---	---	---	---	---
<i>BARRY, Marty</i>	1	1	1	2	---	---	---	---	---
BARZAL, Mathew	---	---	---	---	2	3	2	6	8
BATHGATE, Andy	8	3	3	6	---	---	---	---	---
BAUER, Bobby	2	1	1	2	---	---	---	---	---
BAUN, Bob	5	0	2	2	---	---	---	---	---
BECK, Barry	2	0	1	1	---	---	---	---	---
BELIVEAU, Jean	13	4	3	7	---	---	---	---	---
BELLOWS, Brian	3	3	1	4	---	---	---	---	---
BENN, Jamie	1	0	0	0	1	1	0	1	1
BENNETT, Curt	2	1	0	1	---	---	---	---	---
BENTLEY, Doug	5	2	1	3	---	---	---	---	---
BENTLEY, Max	4	2	1	3	---	---	---	---	---
BERENSON, Red	6	1	3	4	---	---	---	---	---
BERGERON, Patrice	1	1	4	5	2	3	1	0	1
BERGMAN, Gary	1	0	0	0	---	---	---	---	---
BERRY, Bob	2	1	0	1	---	---	---	---	---
BERTUZZI, Todd	2	0	2	0	---	---	---	---	---
BERTUZZI, Tyler	---	---	---	---	1	2	1	4	5
BLACK, Steve	1	0	0	0	---	---	---	---	---
BLADON, Tom	2	0	0	0	---	---	---	---	---
<i>BLAIR, Andy</i>	1	1	2	3	---	---	---	---	---
BLAKE, Jason	1	0	2	0	---	---	---	---	---
BLAKE, Rob	7	1	3	4	---	---	---	---	---
<i>BLAKE, Toe</i>	2	0	1	1	---	---	---	---	---
<i>BLINCO, Russ</i>	1	0	1	1	---	---	---	---	---
BODNAR, Gus	1	0	0	0	---	---	---	---	---
BOESCH, Garth	2	0	0	0	---	---	---	---	---

Skater	--- 1947-2015 ---				--- 2016-22 (3-ON-3 FORMAT) ---				
	GP	G	A	P	Years	GP	G	A	P
BOESER, Brock	---	---	---	---	1	2	2	1	3
BOIVIN, Leo	3	1	0	1	---	---	---	---	---
BOLDIREV, Ivan	1	0	0	0	---	---	---	---	---
<i>BOLL, Buzz</i>	1	0	0	0	---	---	---	---	---
BOLTON, Hugh	1	0	0	0	---	---	---	---	---
BONDRA, Peter	5	1	4	5	---	---	---	---	---
BONIN, Marcel	5	0	2	2	---	---	---	---	---
BONK, Radek	2	2	1	3	---	---	---	---	---
BOSSY, Mike	7	2	2	4	---	---	---	---	---
BOUCHARD, Butch	6	0	0	0	---	---	---	---	---
<i>BOUCHER, Frank</i>	1	0	0	0	---	---	---	---	---
BOUCHER, Philippe	1	0	0	0	---	---	---	---	---
BOUDRIAS, Andre	1	0	0	0	---	---	---	---	---
BOURNE, Bob	1	0	0	0	---	---	---	---	---
BOURQUE, Ray	19	4	13	17	---	---	---	---	---
BOUWMEESTER, Jay	2	1	2	3	---	---	---	---	---
BOYLE, Brian	---	---	---	---	1	1	0	0	0
BOYLE, Dan	2	1	2	3	---	---	---	---	---
BOYNTON, Nick	1	0	0	0	---	---	---	---	---
BRADLEY, Brian	2	0	0	0	---	---	---	---	---
BREWER, Carl	4	0	1	1	---	---	---	---	---
BREWER, Eric	1	0	0	0	---	---	---	---	---
BRIERE, Daniel	2	3	4	7	---	---	---	---	---
BRIND'AMOUR, Rod	1	0	0	0	---	---	---	---	---
BROTEN, Neal	2	0	1	1	---	---	---	---	---
BROWN, Dustin	1	0	1	1	---	---	---	---	---
BROWN, Rob	1	0	0	0	---	---	---	---	---
BUCYK, Johnny	7	1	3	4	---	---	---	---	---
BULLARD, Mike	1	0	0	0	---	---	---	---	---
BULLER, Hy	1	0	1	1	---	---	---	---	---
BURE, Pavel	6	7	7	14	---	---	---	---	---
BURE, Valeri	1	0	2	2	---	---	---	---	---
BURNS, Brent	2	1	2	3	4	7	3	8	11
BURRIDGE, Randy	1	1	0	1	---	---	---	---	---
BURROWS, Dave	3	0	0	0	---	---	---	---	---
<i>BUSWELL, Walt</i>	2	0	0	0	---	---	---	---	---
BUTCHER, Garth	1	0	0	0	---	---	---	---	---
BUZEK, Petr	1	0	0	0	---	---	---	---	---
BYFUGLIEN, Dustin	2	1	1	2	1	1	1	1	2
CAMPBELL, Brian	4	1	4	5	---	---	---	---	---
CARLETON, Wayne	1	0	2	2	---	---	---	---	---
CARLSON, John	---	---	---	---	2	3	1	1	2
CARLYLE, Randy	4	1	2	3	---	---	---	---	---
CARPENTER, Bobby	1	0	0	0	---	---	---	---	---
CARSON, Jimmy	1	1	1	2	---	---	---	---	---
CARTER, Jeff	1	0	0	0	1	2	1	3	4
CARVETH, Joe	1	0	0	0	---	---	---	---	---
CASHMAN, Wayne	1	0	0	0	---	---	---	---	---
CAVALLINI, Paul	1	0	0	0	---	---	---	---	---
CHABOT, Thomas	---	---	---	---	1	1	0	0	0
<i>CHAPMAN, Art</i>	1	0	1	1	---	---	---	---	---
CHARA, Zdeno	6	3	3	6	---	---	---	---	---
CHARRON, Guy	1	0	0	0	---	---	---	---	---
CHEECHOO, Jonathan	1	0	1	1	---	---	---	---	---
CHELIOS, Chris	11	1	5	6	---	---	---	---	---
CHEVREFILS, Real	2	0	1	1	---	---	---	---	---
CHIASSON, Steve	1	0	0	0	---	---	---	---	---
CHRISTIAN, Dave	1	0	0	0	---	---	---	---	---
CICCARELLI, Dino	4	1	4	5	---	---	---	---	---
CIRELLA, Joe	1	1	1	2	---	---	---	---	---
<i>CLANCY, King</i>	2	0	0	0	---	---	---	---	---
<i>CLAPPER, Dit</i>	2	1	0	1	---	---	---	---	---
CLARK, Wendel	2	0	1	1	---	---	---	---	---
CLARKE, Bobby	8	0	3	3	---	---	---	---	---
CLEMENT, Bill	2	0	0	0	---	---	---	---	---
CLOUTIER, Real	1	1	1	2	---	---	---	---	---

Skater	--- 1947-2015 ---				--- 2016-22 (3-ON-3 FORMAT) ---				
	GP	G	A	P	Years	GP	G	A	P
COFFEY, Paul	14	2	9	11	---	---	---	---	---
COLVILLE, Neil	2	0	0	0	---	---	---	---	---
CONACHER, Brian	1	0	0	0	---	---	---	---	---
<i>CONACHER, Charlie</i>	2	1	1	2	---	---	---	---	---
<i>CONACHER, Lionel</i>	1	0	0	0	---	---	---	---	---
CONACHER, Roy	1	0	0	0	---	---	---	---	---
CONNOR, Kyle	---	---	---	---	1	2	1	1	2
<i>COOK, Bill</i>	1	0	0	0	---	---	---	---	---
CORCORAN, Norm	1	0	0	0	---	---	---	---	---
CORSON, Shayne	3	1	0	1	---	---	---	---	---
COSTELLO, Les	1	0	1	1	---	---	---	---	---
<i>COTTON, Baldy</i>	1	1	0	1	---	---	---	---	---
<i>COULTER, Art</i>	1	0	1	1	---	---	---	---	---
COURNOYER, Yvan	6	2	1	3	---	---	---	---	---
COURTNALL, Russ	1	0	0	0	---	---	---	---	---
COUTURE, Gerry	1	0	0	0	---	---	---	---	---
COUTURE, Logan	1	0	1	1	---	---	---	---	---
CREIGHTON, Dave	2	0	1	1	---	---	---	---	---
CROSBY, Sidney	1	0	0	0	3	5	6	6	12
CULLEN, John	2	0	1	1	---	---	---	---	---
CURRY, Floyd	5	0	0	0	---	---	---	---	---
CUSHENAN, Ian	1	0	0	0	---	---	---	---	---
CZERKAWSKI, Mariusz	1	0	1	1	---	---	---	---	---
DAHLIN, Rasmus	---	---	---	---	1	1	1	1	2
DAILEY, Bob	2	0	0	0	---	---	---	---	---
DAMPHOUSSE, Vincent	3	5	3	8	---	---	---	---	---
DATSYUK, Pavel	3	0	4	4	---	---	---	---	---
DAVIS, Lorne	1	0	0	0	---	---	---	---	---
DAWES, Bob	1	0	0	0	---	---	---	---	---
<i>DAY, Hap</i>	2	1	0	1	---	---	---	---	---
DAZE, Eric	1	2	1	3	---	---	---	---	---
DeBRINCAT, Alex	---	---	---	---	1	2	2	1	3
DELVECCHIO, Alex	13	3	3	6	---	---	---	---	---
DEMITRA, Pavol	3	3	0	3	---	---	---	---	---
DESJARDINS, Eric	3	0	2	2	---	---	---	---	---
DEWSBURY, Al	1	0	0	0	---	---	---	---	---
<i>DILLON, Cecil</i>	1	1	1	2	---	---	---	---	---
DINEEN, Bill	2	0	0	0	---	---	---	---	---
DINEEN, Kevin	2	0	2	2	---	---	---	---	---
DIONNE, Marcel	8	2	4	6	---	---	---	---	---
DOAN, Shane	2	2	1	0	---	---	---	---	---
DORATY, Ken	1	1	1	2	---	---	---	---	---
DORNHOEFER, Gary	2	0	1	1	---	---	---	---	---
DOUGHTY, Drew	1	0	1	1	4	7	4	5	9
DOUGLAS, Kent	3	1	1	2	---	---	---	---	---
DRAISAITL, Leon	---	---	---	---	3	4	4	3	7
<i>DRILLON, Gordie</i>	1	0	0	0	---	---	---	---	---
<i>DROUIN, Polly</i>	1	0	1	1	---	---	---	---	---
DUCHENE, Matt	1	1	0	1	1	1	0	2	2
DUCHESNE, Steve	3	0	2	2	---	---	---	---	---
DUCLAIR, Anthony	---	---	---	---	1	2	3	2	5
DUFF, Dick	7	1	1	2	---	---	---	---	---
DUGUAY, Ron	1	0	0	0	---	---	---	---	---
DUMART, Woody	2	1	0	1	---	---	---	---	---
DUPERE, Denis	1	0	1	1	---	---	---	---	---
DUPONT, Andre	1	0	1	1	---	---	---	---	---
<i>DUTTON, Red</i>	1	0	0	0	---	---	---	---	---
EBERLE, Jordan	1	0	1	1	1	1	1	0	1
ECCLESTONE, Tim	1	0	0	0	---	---	---	---	---
EDDOLLS, Frank	1	0	0	0	---	---	---	---	---
EDLER, Alexander	1	0	0	0	---	---	---	---	---
EGAN, Pat	1	0	0	0	---	---	---	---	---
EHMAN, Gerry	1	0	1	1	---	---	---	---	---
EICHEL, Jack	---	---	---	---	3	5	2	6	8
EKBLAD, Aaron	1	0	4	4	1	2	1	0	1
EKMAN-LARSSON, Oliver	1	0	1	1	1	2	0	1	1

Skater	--- 1947-2015 ---				--- 2016-22 (3-ON-3 FORMAT) ---				
	GP	G	A	P	Years	GP	G	A	P
ELIAS, Patrik	4	1	6	7	---	---	---	---	---
ELLETT, Dave	2	0	1	1	---	---	---	---	---
ELLIS, Ron	4	1	0	1	---	---	---	---	---
ERIKSSON, Loui	1	2	2	4	---	---	---	---	---
ERIKSSON, Roland	1	0	0	0	---	---	---	---	---
ESPOSITO, Phil	10	3	2	5	---	---	---	---	---
EVANS, Jack	2	0	0	0	---	---	---	---	---
EZINICKI, Bill	2	1	1	2	---	---	---	---	---
FAULK, Justin	1	0	2	2	2	3	1	5	6
FEDERKO, Bernie	2	0	2	2	---	---	---	---	---
FEDOROV, Sergei	6	4	6	10	---	---	---	---	---
FERGUSON, John	2	2	0	2	---	---	---	---	---
FERRARO, Ray	1	0	0	0	---	---	---	---	---
FETISOV, Viacheslav	2	0	2	2	---	---	---	---	---
<i>FINNIGAN, Frank</i>	1	1	0	1	---	---	---	---	---
FLAMAN, Fern	6	0	0	0	---	---	---	---	---
FLEMING, Reg	1	0	0	0	---	---	---	---	---
FLETT, Bill	1	0	1	1	---	---	---	---	---
FLEURY, Theo	7	6	6	12	---	---	---	---	---
FOGOLIN, Lee Jr.	1	0	0	0	---	---	---	---	---
FOGOLIN, Lee Sr.	2	0	0	0	---	---	---	---	---
FOLIGNO, Nick	1	1	1	2	---	---	---	---	---
FORSBERG, Filip	1	2	0	2	---	---	---	---	---
FORSBERG, Peter	5	2	4	6	---	---	---	---	---
FOWLER, Cam	---	---	---	---	1	2	1	3	4
FRANCIS, Ron	4	1	3	4	---	---	---	---	---
FRYCER, Miroslav	1	1	0	1	---	---	---	---	---
GABORIK, Marian	3	5	3	8	---	---	---	---	---
GADSBY, Bill	8	0	2	2	---	---	---	---	---
GAGNE, Simon	2	2	0	2	---	---	---	---	---
GAGNER, Dave	1	1	0	1	---	---	---	---	---
<i>GAGNON, Johnny</i>	2	2	1	3	---	---	---	---	---
GAINNEY, Bob	4	0	1	1	---	---	---	---	---
GALLEY, Garry	2	0	0	0	---	---	---	---	---
GAMBLE, Dick	1	0	0	0	---	---	---	---	---
GARDNER, Cal	2	0	1	1	---	---	---	---	---
GARE, Danny	2	0	0	0	---	---	---	---	---
GARTNER, Mike	7	6	1	7	---	---	---	---	---
GAUDREAU, Johnny	1	0	2	2	5	8	5	7	12
GEE, George	1	0	0	0	---	---	---	---	---
GEOFFRION, Bernie	11	1	2	3	---	---	---	---	---
<i>GETLIFFE, Ray</i>	1	0	1	1	---	---	---	---	---
GETZLAF, Ryan	3	2	3	5	---	---	---	---	---
GIBBS, Barry	1	0	0	0	---	---	---	---	---
GILBERT, Rod	8	0	3	3	---	---	---	---	---
GILLIES, Clark	1	0	0	0	---	---	---	---	---
GILMOUR, Doug	2	1	1	2	---	---	---	---	---
GIORDANO, Mark	1	0	1	1	2	4	0	3	3
GIRARDI, Dan	1	0	1	1	---	---	---	---	---
GIRGENSONS, Zengus	1	0	0	0	---	---	---	---	---
GIROUX, Claude	3	3	3	6	4	6	5	2	7
GODFREY, Warren	1	0	0	0	---	---	---	---	---
GOLDHAM, Bob	6	1	2	3	---	---	---	---	---
GOLDSWORTHY, Bill	4	0	0	0	---	---	---	---	---
GOMEZ, Scott	2	0	1	1	---	---	---	---	---
GONCHAR, Sergei	4	0	3	3	---	---	---	---	---
<i>GOODFELLOW, Ebbie</i>	2	0	0	0	---	---	---	---	---
GORING, Butch	1	0	1	1	---	---	---	---	---
<i>GOTTSELIG, Johnny</i>	2	2	3	5	---	---	---	---	---
GOULET, Michel	5	1	2	3	---	---	---	---	---
<i>GOUPILLE, Red</i>	1	0	0	0	---	---	---	---	---
GOYETTE, Phil	4	0	0	0	---	---	---	---	---
GRADIN, Thomas	1	0	0	0	---	---	---	---	---
GRANATO, Tony	1	0	0	0	---	---	---	---	---
GRANT, Danny	3	0	1	1	---	---	---	---	---
GRAVES, Adam	1	0	2	2	---	---	---	---	---

Skater	--- 1947-2015 ---				--- 2016-22 (3-ON-3 FORMAT) ---				
	GP	G	A	P	Years	GP	G	A	P
GREEN, Mike	1	0	2	2	1	2	2	1	3
GREEN, Ted	2	0	0	0	---	---	---	---	---
GRESCHNER, Ron	1	0	0	0	---	---	---	---	---
GRETZKY, Wayne	18	13	12	25	---	---	---	---	---
GUENTZEL, Jake	---	---	---	---	1	2	1	2	3
GUERIN, Bill	4	3	4	7	---	---	---	---	---
GUEVREMONT, Jocelyn	1	0	0	0	---	---	---	---	---
HADFIELD, Vic	2	0	0	0	---	---	---	---	---
HALL, Murray	1	0	0	0	---	---	---	---	---
HALL, Taylor	---	---	---	---	2	4	3	4	7
HAMPSON, Ted	1	0	0	0	---	---	---	---	---
HAMRLIK, Roman	3	0	1	1	---	---	---	---	---
HANIFIN, Noah	---	---	---	---	1	1	0	0	0
HARMON, Glen	2	0	0	0	---	---	---	---	---
HARPER, Terry	4	1	2	3	---	---	---	---	---
HARRIS, Billy (Jan. 29, 1952)	1	0	2	2	---	---	---	---	---
HARRIS, Billy (July 29, 1935)	4	0	1	1	---	---	---	---	---
HARRIS, Ted	5	0	1	1	---	---	---	---	---
HARTNELL, Scott	1	0	2	2	---	---	---	---	---
HARTSBURG, Craig	3	1	0	1	---	---	---	---	---
HARVEY, Doug	13	1	7	8	---	---	---	---	---
HATCHER, Derian	1	0	0	0	---	---	---	---	---
HATCHER, Kevin	5	0	4	4	---	---	---	---	---
HAVLAT, Martin	2	2	4	6	---	---	---	---	---
HAWERCHUK, Dale	5	4	0	4	---	---	---	---	---
HAY, Bill	2	0	0	0	---	---	---	---	---
<i>HAYNES, Paul</i>	2	1	0	1	---	---	---	---	---
HEATLEY, Dany	3	6	3	9	---	---	---	---	---
HEBENTON, Andy	1	1	0	1	---	---	---	---	---
HEDBERG, Anders	1	1	0	1	---	---	---	---	---
HEDMAN, Victor	---	---	---	---	3	4	3	5	8
HEISKANEN, Miro	---	---	---	---	1	2	0	0	0
HEJDUK, Milan	3	2	3	5	---	---	---	---	---
HENDERSON, Paul	2	1	0	1	---	---	---	---	---
HENRY, Camille	3	0	2	2	---	---	---	---	---
HERGESHEIMER, Wally	2	2	0	2	---	---	---	---	---
HERTL, Tomas	---	---	---	---	1	2	5	0	5
HEXTALL, Dennis	2	0	0	0	---	---	---	---	---
HICKE, Bill	3	0	2	2	---	---	---	---	---
HILLMAN, Larry	5	0	2	2	---	---	---	---	---
<i>HIMES, Normie</i>	1	0	0	0	---	---	---	---	---
HISCHIER, Nico	---	---	---	---	1	1	2	1	3
HODGE, Ken	3	0	1	1	---	---	---	---	---
HOLIK, Bobby	2	0	1	1	---	---	---	---	---
HOLLINGWORTH, Gord	1	0	0	0	---	---	---	---	---
HOLMGREN, Paul	1	0	1	1	---	---	---	---	---
HORCOFF, Shawn	1	0	0	0	---	---	---	---	---
<i>HORNER, Red</i>	2	0	0	0	---	---	---	---	---
HORTON, Tim	7	0	0	0	---	---	---	---	---
HORVAT, Bo	---	---	---	---	1	2	2	2	4
HORVATH, Bronco	2	0	0	0	---	---	---	---	---
HOSSA, Marian	5	2	9	11	---	---	---	---	---
HOUSLEY, Phil	7	0	4	4	---	---	---	---	---
HOWE, Gordie	23	10	9	19	---	---	---	---	---
HOWE, Mark	4	0	1	1	---	---	---	---	---
<i>HOWE, Syd</i>	1	0	0	0	---	---	---	---	---
HOWELL, Harry	7	0	1	1	---	---	---	---	---
HUBER, Willie	1	0	0	0	---	---	---	---	---
HUBERDEAU, Jonathan	---	---	---	---	2	3	3	2	5
HUGHES, Jack	---	---	---	---	1	2	3	1	4
HUGHES, Quinn	---	---	---	---	1	2	1	5	6
HULL, Bobby	12	5	5	10	---	---	---	---	---
HULL, Brett	8	3	8	11	---	---	---	---	---
HULL, Dennis	5	0	2	2	---	---	---	---	---
HUNTER, Dale	1	0	0	0	---	---	---	---	---
HUNTER, Mark	1	0	0	0	---	---	---	---	---

Skater	--- 1947-2015 ---				--- 2016-22 (3-ON-3 FORMAT) ---				
	GP	G	A	P	Years	GP	G	A	P
IAFRATE, AI	4	0	0	0	---	---	---	---	---
IGINLA, Jarome	6	2	4	6	---	---	---	---	---
JACKSON, Busher	3	2	1	3	---	---	---	---	---
JAGR, Jaromir	9	4	8	12	1	2	1	0	1
JARRETT, Doug	1	0	0	0	---	---	---	---	---
JOHANSEN, Ryan	1	2	2	4	---	---	---	---	---
JOHNSON, Ivan	1	0	0	0	---	---	---	---	---
JOHNSON, Mark	1	0	3	3	---	---	---	---	---
JOHNSON, Tom	8	0	2	2	---	---	---	---	---
JOHNSTON, Joey	3	0	1	1	---	---	---	---	---
JOHNSTONE, Eddie	1	0	2	2	---	---	---	---	---
JOKINEN, Olli	1	1	3	4	---	---	---	---	---
JOLIAT, Aurel	2	0	1	1	---	---	---	---	---
JONES, Seth	---	---	---	---	3	5	5	5	10
JOSI, Roman	---	---	---	---	4	6	3	9	12
JOVANOVSKI, Ed	5	2	4	6	---	---	---	---	---
JUZDA, Bill	2	0	0	0	---	---	---	---	---
KABERLE, Tomas	4	0	3	3	---	---	---	---	---
KADRI, Nazem	---	---	---	---	1	2	2	1	3
KAMENSKY, Valeri	1	0	0	0	---	---	---	---	---
KANE, Patrick	4	4	3	7	5	6	5	2	7
KAPANEN, Sami	2	1	1	2	---	---	---	---	---
KAPRIZOV, Kirill	---	---	---	---	1	2	0	3	3
KARIYA, Paul	7	3	5	8	---	---	---	---	---
KARLSSON, Erik	2	0	0	0	4	6	4	3	7
KASATONOV, Alexei	1	0	0	0	---	---	---	---	---
KEHOE, Rick	2	0	1	1	---	---	---	---	---
KEITH, Duncan	3	0	2	2	1	1	0	0	0
KELLER, Clayton	---	---	---	---	2	3	1	2	3
KELLY, Red	12	1	7	8	---	---	---	---	---
KEMPE, Adrian	---	---	---	---	1	1	0	0	0
KENNEDY, Ted	6	0	1	1	---	---	---	---	---
KEON, Dave	8	0	2	2	---	---	---	---	---
KERR, Tim	3	1	2	3	---	---	---	---	---
KESLER, Ryan	1	0	0	0	1	2	1	2	3
KESSEL, Phil	3	1	2	3	---	---	---	---	---
KHRISTICH, Dmitri	2	0	1	1	---	---	---	---	---
KILREA, Hec	1	1	1	2	---	---	---	---	---
KISIO, Kelly	1	1	1	2	---	---	---	---	---
KLINGBERG, John	---	---	---	---	1	1	0	0	0
KLUKAY, Joe	3	0	0	0	---	---	---	---	---
KNUTSEN, Espen	1	1	1	2	---	---	---	---	---
KOIVU, Saku	1	0	3	3	---	---	---	---	---
KOMAROV, Leo	---	---	---	---	1	2	0	1	1
KOMISAREK, Mike	1	0	0	0	---	---	---	---	---
KONECNY, Travis	---	---	---	---	1	1	0	3	3
KOPITAR, Anze	3	2	0	2	2	4	0	6	6
KORAB, Jerry	2	0	0	0	---	---	---	---	---
KOVALCHUK, Ilya	3	1	1	2	---	---	---	---	---
KOVALEV, Alex	3	3	2	5	---	---	---	---	---
KOZLOV, Viktor	1	0	3	3	---	---	---	---	---
KRAVCHUK, Igor	1	1	0	1	---	---	---	---	---
KREIDER, Chris	---	---	---	---	2	3	1	1	2
KRIVOKRASOV, Sergei	1	0	0	0	---	---	---	---	---
KRUPP, Uwe	1	0	0	0	---	---	---	---	---
KRUSHELNYSKI, Mike	1	0	3	3	---	---	---	---	---
KUBA, Filip	1	0	0	0	---	---	---	---	---
KUBINA, Pavel	1	0	0	0	---	---	---	---	---
KUCHEROV, Nikita	---	---	---	---	3	4	5	2	7
KUDELSKI, Bob	1	2	0	2	---	---	---	---	---
KURRI, Jari	8	2	4	6	---	---	---	---	---
KUZNETSOV, Evgeny	---	---	---	---	2	3	2	1	3
KYROU, Jordan	---	---	---	---	1	2	2	3	5
LABINE, Leo	2	0	0	0	---	---	---	---	---
LACH, Elmer	3	0	1	1	---	---	---	---	---
LACHANCE, Scott	1	0	0	0	---	---	---	---	---

Skater	--- 1947-2015 ---				--- 2016-22 (3-ON-3 FORMAT) ---				
	GP	G	A	P	Years	GP	G	A	P
LAFLEUR, Guy	6	1	7	8	---	---	---	---	---
LaFONTAINE, Pat	5	3	2	5	---	---	---	---	---
LAINE, Patrik	---	---	---	---	1	1	0	0	0
LANDESKOG, Gabriel	---	---	---	---	1	2	4	3	7
LANG, Robert	1	0	1	1	---	---	---	---	---
LANGEVIN, Dave	1	0	0	0	---	---	---	---	---
LANGLOIS, Al	2	0	0	0	---	---	---	---	---
LANGWAY, Rod	6	0	1	1	---	---	---	---	---
LAPERRIERE, Jacques	5	2	1	3	---	---	---	---	---
LAPOINTE, Guy	4	0	2	2	---	---	---	---	---
LAPRADE, Edgar	4	0	2	2	---	---	---	---	---
LARIONOV, Igor	1	1	0	1	---	---	---	---	---
LARKIN, Dylan	---	---	---	---	2	3	0	3	3
LARMER, Steve	2	0	2	2	---	---	---	---	---
LAROSE, Claude	4	1	2	3	---	---	---	---	---
LAROUCHE, Pierre	2	2	1	3	---	---	---	---	---
LARSON, Reed	3	1	0	1	---	---	---	---	---
LEACH, Reggie	2	1	1	2	---	---	---	---	---
LECAVALIER, Vincent	4	0	2	2	---	---	---	---	---
LeCLAIR, Jack	1	0	0	0	---	---	---	---	---
LeCLAIR, John	5	3	2	5	---	---	---	---	---
LEEMAN, Gary	1	1	1	2	---	---	---	---	---
LEETCH, Brian	9	0	2	2	---	---	---	---	---
LEHTINEN, Jere	1	0	3	3	---	---	---	---	---
LEMAIRE, Jacques	2	1	1	2	---	---	---	---	---
LEMIEUX, Mario	10	13	10	23	---	---	---	---	---
<i>LEPINE, Pit</i>	1	1	0	1	---	---	---	---	---
LESWICK, Tony	6	0	0	0	---	---	---	---	---
LETANG, Kris	2	2	1	3	4	5	4	3	7
LEVER, Don	1	0	0	0	---	---	---	---	---
<i>LEVINSKY, Alex</i>	1	0	0	0	---	---	---	---	---
LEWICKI, Danny	1	0	0	0	---	---	---	---	---
<i>LEWIS, Herbie</i>	1	0	0	0	---	---	---	---	---
LIBETT, Nick	1	0	0	0	---	---	---	---	---
LIDSTROM, Nicklas	11	1	7	8	---	---	---	---	---
LINDEN, Trevor	2	1	1	2	---	---	---	---	---
LINDGREN, Lars	1	0	0	0	---	---	---	---	---
LINDROS, Eric	6	3	2	5	---	---	---	---	---
LINDSAY, Ted	11	5	5	10	---	---	---	---	---
LITZENBERGER, Ed	6	1	5	6	---	---	---	---	---
LONSBERRY, Ross	1	0	0	0	---	---	---	---	---
<i>LORRAIN, Rod</i>	1	0	1	1	---	---	---	---	---
LOWE, Kevin	7	0	3	3	---	---	---	---	---
LUCE, Don	1	1	0	1	---	---	---	---	---
LUKOWICH, Morris	2	0	0	0	---	---	---	---	---
LUPUL, Joffrey	1	2	0	2	---	---	---	---	---
LYNN, Vic	3	0	0	0	---	---	---	---	---
LYSIK, Tom	3	0	0	0	---	---	---	---	---
MacADAM, Al	2	1	1	2	---	---	---	---	---
MacDONALD, Blair	1	0	0	0	---	---	---	---	---
MacDONALD, Lowell	2	1	2	3	---	---	---	---	---
MacINNIS, Al	12	2	3	5	---	---	---	---	---
MacKAY, Calum	1	0	0	0	---	---	---	---	---
MACKELL, Fleming	4	0	0	0	---	---	---	---	---
MacKINNON, Nathan	---	---	---	---	3	3	1	2	3
MacLEAN, John	2	1	0	1	---	---	---	---	---
MacLEAN, Paul	1	0	0	0	---	---	---	---	---
MacLEISH, Rick	3	1	1	2	---	---	---	---	---
MacMILLAN, John	2	0	0	0	---	---	---	---	---
MacPHERSON, Bud	1	0	0	0	---	---	---	---	---
MacTAVISH, Craig	1	0	0	0	---	---	---	---	---
MAGNUSON, Keith	2	0	0	0	---	---	---	---	---
MAHOVLICH, Frank	15	8	5	13	---	---	---	---	---
MAHOVLICH, Peter	2	1	3	4	---	---	---	---	---
MAKAR, Cale	---	---	---	---	1	2	0	2	2
MAKI, Chico	3	1	1	2	---	---	---	---	---

Skater	--- 1947-2015 ---				--- 2016-22 (3-ON-3 FORMAT) ---				
	GP	G	A	P	Years	GP	G	A	P
MALKIN, Evgeni	3	2	3	5	1	1	1	1	2
MALONEY, Dan	1	1	1	2	---	---	---	---	---
MALONEY, Don	2	2	3	5	---	---	---	---	---
MANERY, Randy	1	0	0	0	---	---	---	---	---
MANNO, Bob	1	0	0	0	---	---	---	---	---
MANSON, Dave	2	0	2	2	---	---	---	---	---
MANTHA, Georges	2	0	2	2	---	---	---	---	---
MARCH, Mush	1	0	0	0	---	---	---	---	---
MARCHAND, Brad	---	---	---	---	2	3	1	4	5
MARCHESSAULT, Jonathan	---	---	---	---	1	1	1	1	2
MARINI, Hector	1	0	1	1	---	---	---	---	---
MARKOV, Andrei	2	2	0	2	---	---	---	---	---
MARKS, John	1	0	0	0	---	---	---	---	---
MARLEAU, Patrick	3	2	2	4	---	---	---	---	---
MARNER, Mitchell	---	---	---	---	1	2	0	1	1
MAROTTE, Gilles	1	0	0	0	---	---	---	---	---
MARSH, Brad	1	1	1	2	---	---	---	---	---
MARSHALL, Donnie	7	1	1	2	---	---	---	---	---
MARTIN, Frank	1	0	0	0	---	---	---	---	---
MARTIN, Pit	4	2	1	3	---	---	---	---	---
MARTIN, Richard	7	4	3	7	---	---	---	---	---
MARUK, Dennis	2	0	1	1	---	---	---	---	---
MATHERS, Frank	1	0	0	0	---	---	---	---	---
MATTHEWS, Auston	---	---	---	---	4	5	3	2	5
MAXWELL, Brad	1	0	0	0	---	---	---	---	---
MAZUR, Eddie	1	0	0	0	---	---	---	---	---
McCARTHY, Kevin	1	0	0	0	---	---	---	---	---
McCARTHY, Tom	1	1	0	1	---	---	---	---	---
McCORMACK, John	1	0	0	0	---	---	---	---	---
McCRIMMON, Brad	1	0	0	0	---	---	---	---	---
McDAVID, Connor	---	---	---	---	5	8	2	11	13
McDONAGH, Ryan	---	---	---	---	2	3	0	0	0
McDONALD, Ab	5	2	0	2	---	---	---	---	---
McDONALD, Andy	1	0	0	0	---	---	---	---	---
McDONALD, Lanny	4	3	1	4	---	---	---	---	---
McDONOUGH, Al	1	1	0	1	---	---	---	---	---
McEWEN, Mike	1	0	1	1	---	---	---	---	---
McFADDEN, Jim	1	0	0	0	---	---	---	---	---
McKENNEY, Don	7	2	0	2	---	---	---	---	---
McKENNY, Jim	1	0	0	0	---	---	---	---	---
McKENZIE, John	2	1	1	2	---	---	---	---	---
McNAB, Peter	1	0	1	1	---	---	---	---	---
McPHEE, Mike	1	0	0	0	---	---	---	---	---
MEEKER, Howie	3	0	0	0	---	---	---	---	---
MEGER, Paul	3	0	0	0	---	---	---	---	---
MEIER, Timo	---	---	---	---	1	1	1	1	2
MELLANBY, Scott	1	0	0	0	---	---	---	---	---
MELNYK, Gerry	1	0	0	0	---	---	---	---	---
MESSIER, Mark	15	6	14	20	---	---	---	---	---
METZ, Don	1	0	0	0	---	---	---	---	---
MICHALEK, Milan	1	1	1	2	---	---	---	---	---
MICKOSKI, Nick	1	0	0	0	---	---	---	---	---
MIDDLETON, Rick	3	1	1	2	---	---	---	---	---
MIGAY, Rudy	1	0	1	1	---	---	---	---	---
MIKITA, Stan	9	2	4	6	---	---	---	---	---
MIRONOV, Dmitri	1	0	1	1	---	---	---	---	---
MODANO, Mike	7	2	9	11	---	---	---	---	---
MODIN, Freddy	1	0	4	4	---	---	---	---	---
MODRY, Jaroslav	1	0	0	0	---	---	---	---	---
MOGILNY, Alexander	4	2	3	5	---	---	---	---	---
MOHNS, Doug	7	1	0	1	---	---	---	---	---
MONDOU, Armand	1	0	0	0	---	---	---	---	---
MOORE, Dickie	6	1	5	6	---	---	---	---	---
MORENZ, Howie	1	1	0	1	---	---	---	---	---
MORRISON, Jim	3	0	1	1	---	---	---	---	---
MORTSON, Gus	8	1	2	3	---	---	---	---	---

Skater	--- 1947-2015 ---				--- 2016-22 (3-ON-3 FORMAT) ---				
	GP	G	A	P	Years	GP	G	A	P
MOSDELL, Ken	5	1	0	1	---	---	---	---	---
MOSIENKO, Bill	5	0	1	1	---	---	---	---	---
MULLEN, Brian	1	0	1	1	---	---	---	---	---
MULLEN, Joe	3	4	3	7	---	---	---	---	---
MULLER, Kirk	6	2	3	5	---	---	---	---	---
MURDOCH, Bob	1	0	1	1	---	---	---	---	---
MURDOCH, Don	1	0	0	0	---	---	---	---	---
MURPHY, Larry	3	0	0	0	---	---	---	---	---
MURPHY, Mike	1	0	1	1	---	---	---	---	---
MURPHY, Ron	1	0	0	0	---	---	---	---	---
MURRAY, Bob	2	0	1	1	---	---	---	---	---
MURRAY, Glen	2	0	0	0	---	---	---	---	---
NASH, Rick	6	9	5	14	---	---	---	---	---
NASLUND, Markus	5	3	7	10	---	---	---	---	---
NASLUND, Mats	3	1	6	7	---	---	---	---	---
NEAL, James	1	0	1	1	2	3	4	1	5
NEELY, Cam	5	2	3	5	---	---	---	---	---
NEILSON, Jim	2	0	0	0	---	---	---	---	---
NESTERENKO, Eric	2	1	0	1	---	---	---	---	---
NEVIN, Bob	4	1	0	1	---	---	---	---	---
NICHOLLS, Bernie	3	0	1	1	---	---	---	---	---
NIEDERMAYER, Scott	5	2	2	4	---	---	---	---	---
NIELSEN, Frans	---	---	---	---	1	1	0	0	0
NIEUWENDYK, Joe	4	0	5	5	---	---	---	---	---
NIINIMAA, Janne	1	0	0	0	---	---	---	---	---
NILSSON, Kent	2	2	0	2	---	---	---	---	---
NOLAN, Owen	5	4	1	5	---	---	---	---	---
NOLET, Simon	2	1	0	1	---	---	---	---	---
NORSTROM, Mattias	2	0	0	0	---	---	---	---	---
<i>NORTHCOTT, Baldy</i>	1	0	0	0	---	---	---	---	---
NUGENT-HOPKINS, Ryan	1	0	2	2	---	---	---	---	---
NUMMINEN, Teppo	3	0	2	2	---	---	---	---	---
NYSTROM, Bobby	1	0	1	1	---	---	---	---	---
OATES, Adam	5	1	12	13	---	---	---	---	---
O'CONNELL, Mike	1	0	0	0	---	---	---	---	---
O'CONNOR, Buddy	1	0	0	0	---	---	---	---	---
OGRODNICK, John	5	2	2	4	---	---	---	---	---
OHLUND, Mattias	1	1	1	2	---	---	---	---	---
OKPOSO, Kyle	---	---	---	---	1	1	0	1	1
OLIVER, Murray	5	2	4	6	---	---	---	---	---
OLMSTEAD, Bert	4	1	1	2	---	---	---	---	---
O'NEILL, Jeff	1	0	0	0	---	---	---	---	---
O'REILLY, Ryan	---	---	---	---	3	5	2	7	9
O'REILLY, Terry	2	1	2	3	---	---	---	---	---
ORR, Bobby	7	1	2	3	---	---	---	---	---
O'SHEA, Danny	2	0	1	1	---	---	---	---	---
OSHIE, T.J.	---	---	---	---	1	1	1	1	2
OVECHKIN, Alex	5	5	6	11	2	3	2	2	4
OZOLINSH, Sandis	7	2	6	8	---	---	---	---	---
PACIORETTY, Max	---	---	---	---	1	2	1	2	3
PAIEMENT, Wilf	3	0	0	0	---	---	---	---	---
PALFFY, Ziggy	3	1	1	2	---	---	---	---	---
PALMIERI, Kyle	---	---	---	---	1	2	1	1	2
PAPPIN, Jim	5	1	2	3	---	---	---	---	---
PARISE, J.P.	2	0	0	0	---	---	---	---	---
PARISE, Zach	1	1	0	1	---	---	---	---	---
PARK, Brad	9	1	3	4	---	---	---	---	---
PARRISH, Mark	1	0	0	0	---	---	---	---	---
PASTRNAK, David	---	---	---	---	2	3	4	4	8
PAVELICH, Marty	4	2	1	3	---	---	---	---	---
PAVELSKI, Joe	---	---	---	---	4	7	5	6	11
PAYNE, Steve	2	1	1	2	---	---	---	---	---
PEDERSON, Barry	2	0	1	1	---	---	---	---	---
PEIRSON, Johnny	2	1	1	2	---	---	---	---	---
PELECH, Adam	---	---	---	---	1	2	0	1	1
PERREAULT, Gilbert	6	1	2	3	---	---	---	---	---

Skater	--- 1947-2015 ---				--- 2016-22 (3-ON-3 FORMAT) ---				
	GP	G	A	P	Years	GP	G	A	P
PERREAULT, Yanic	1	2	0	2	---	---	---	---	---
PERRON, David	---	---	---	---	1	1	1	0	1
PERRY, Corey	3	1	3	4	1	2	1	2	3
PETERS, Jimmy	1	1	1	2	---	---	---	---	---
PETTERSSON, Elias	---	---	---	---	2	3	2	1	3
PHANEUF, Dion	3	2	1	3	---	---	---	---	---
PICARD, Noel	1	0	2	2	---	---	---	---	---
PICARD, Robert	2	0	0	0	---	---	---	---	---
PIETRANGELO, Alex	---	---	---	---	3	3	0	2	2
PILOTE, Pierre	8	0	3	3	---	---	---	---	---
PLAGER, Barclay	4	0	1	1	---	---	---	---	---
PODDUBNY, Walt	1	2	0	2	---	---	---	---	---
POILE, Bud	2	0	0	0	---	---	---	---	---
POILE, Don	1	0	0	0	---	---	---	---	---
POINT, Brayden	---	---	---	---	1	2	1	2	3
POLIS, Greg	3	2	0	2	---	---	---	---	---
POMINVILLE, Jason	1	1	1	2	---	---	---	---	---
POTI, Tom	1	0	0	0	---	---	---	---	---
POTVIN, Denis	9	5	4	9	---	---	---	---	---
POULIN, Dave	2	0	0	0	---	---	---	---	---
PRATT, Tracy	1	0	0	0	---	---	---	---	---
PRENTICE, Dean	4	2	2	4	---	---	---	---	---
PRICE, Noel	1	0	0	0	---	---	---	---	---
<i>PRIMEAU, Joe</i>	1	0	1	1	---	---	---	---	---
PRIMEAU, Keith	2	0	0	0	---	---	---	---	---
PROBERT, Bob	1	0	1	1	---	---	---	---	---
PRONGER, Chris	5	0	3	3	---	---	---	---	---
PRONOVOST, Andre	4	1	1	2	---	---	---	---	---
PRONOVOST, Jean	4	0	0	0	---	---	---	---	---
PRONOVOST, Marcel	11	1	1	2	---	---	---	---	---
PROPP, Brian	5	3	1	4	---	---	---	---	---
PROVOST, Claude	11	1	2	3	---	---	---	---	---
PRYSTAI, Metro	3	1	2	3	---	---	---	---	---
PULFORD, Bob	6	2	1	3	---	---	---	---	---
QUACKENBUSH, Bill	8	0	1	1	---	---	---	---	---
RAFALSKI, Brian	2	0	2	2	---	---	---	---	---
RAGNARSSON, Marcus	1	0	0	0	---	---	---	---	---
RAKELL, Rickard	---	---	---	---	1	2	2	1	3
RALEIGH, Don	2	0	1	1	---	---	---	---	---
RAMAGE, Rob	4	0	0	0	---	---	---	---	---
RAMSAY, Craig	1	0	0	0	---	---	---	---	---
RAMSEY, Mike	4	0	0	0	---	---	---	---	---
RANTANEN, Mikko	---	---	---	---	1	2	4	2	6
RATELLE, Jean	5	1	1	2	---	---	---	---	---
RAUTAKALLIO, Pekka	1	0	0	0	---	---	---	---	---
REARDON, Ken	3	0	1	1	---	---	---	---	---
REAY, Billy	1	0	0	0	---	---	---	---	---
RECCHI, Mark	7	5	7	12	---	---	---	---	---
REDDEN, Wade	1	0	0	0	---	---	---	---	---
REDMOND, Mickey	1	1	0	1	---	---	---	---	---
REIBEL, Dutch	2	2	3	5	---	---	---	---	---
REINHART, Paul	2	0	0	0	---	---	---	---	---
REISE, Leo Jr.	4	0	0	0	---	---	---	---	---
RIBEIRO, Mike	1	0	0	0	---	---	---	---	---
RICHARD, Henri	10	4	5	9	---	---	---	---	---
RICHARD, Maurice	13	7	2	9	---	---	---	---	---
RICHARDS, Brad	1	0	1	1	---	---	---	---	---
RICHARDS, Mike	1	0	1	0	---	---	---	---	---
RICHER, Stephane	1	0	0	0	---	---	---	---	---
RIDLEY, Mike	1	1	1	2	---	---	---	---	---
ROBERT, Rene	2	1	1	2	---	---	---	---	---
ROBERTS, Doug	1	0	0	0	---	---	---	---	---
ROBERTS, Gary	3	2	1	3	---	---	---	---	---
ROBERTS, Jim	3	1	0	1	---	---	---	---	---
ROBIDAS, Stephane	1	0	0	0	---	---	---	---	---
<i>ROBINSON, Earl</i>	2	1	0	1	---	---	---	---	---

Skater	--- 1947-2015 ---				--- 2016-22 (3-ON-3 FORMAT) ---				
	GP	G	A	P	Years	GP	G	A	P
ROBINSON, Larry	10	1	9	10	---	---	---	---	---
ROBITAILLE, Luc	8	8	6	14	---	---	---	---	---
ROCHEFORT, Leon	1	0	0	0	---	---	---	---	---
ROENICK, Jeremy	9	5	6	11	---	---	---	---	---
ROGERS, Mike	1	0	0	0	---	---	---	---	---
ROLSTON, Brian	1	2	2	4	---	---	---	---	---
RONTY, Paul	4	1	1	2	---	---	---	---	---
ROTA, Darcy	1	1	1	2	---	---	---	---	---
ROUSSEAU, Bobby	3	0	4	4	---	---	---	---	---
RUCINSKY, Martin	1	0	2	2	---	---	---	---	---
RUOTSALAINEN, Reijo	1	0	0	0	---	---	---	---	---
RUPP, Duane	1	0	1	1	---	---	---	---	---
RUSSELL, Phil	3	0	0	0	---	---	---	---	---
RUUTTU, Christian	1	0	0	0	---	---	---	---	---
RYAN, Bobby	1	1	1	2	---	---	---	---	---
SAAD, Brandon	---	---	---	---	1	1	0	1	1
SABOURIN, Gary	2	0	0	0	---	---	---	---	---
SAKIC, Joe	12	6	16	22	---	---	---	---	---
SALMING, Borje	3	0	1	1	---	---	---	---	---
SAMSONOV, Sergei	1	1	1	2	---	---	---	---	---
SAMUELSSON, Kjell	1	0	0	0	---	---	---	---	---
SANDERSON, Geoff	2	1	1	2	---	---	---	---	---
SANDFORD, Ed	5	0	0	0	---	---	---	---	---
SANDS, Charlie	1	0	0	0	---	---	---	---	---
SANDSTROM, Tomas	2	1	1	2	---	---	---	---	---
SATAN, Miroslav	2	1	0	1	---	---	---	---	---
SAVARD, Denis	7	2	5	7	---	---	---	---	---
SAVARD, Marc	2	1	4	5	---	---	---	---	---
SAVARD, Serge	4	0	1	1	---	---	---	---	---
SCHEIFELE, Mark	---	---	---	---	2	3	2	1	3
SCHENN, Brayden	---	---	---	---	1	1	0	0	0
SCHINKEL, Ken	2	0	0	0	---	---	---	---	---
SCHMAUTZ, Bobby	2	1	0	1	---	---	---	---	---
SCHMIDT, Milt	4	0	2	2	---	---	---	---	---
SCHNEIDER, Mathieu	2	0	3	3	---	---	---	---	---
SCHOENFELD, Jim	2	0	0	0	---	---	---	---	---
SCHRINER, Sweeney	1	1	0	1	---	---	---	---	---
SCOTT, John	---	---	---	---	1	2	2	0	2
SEABROOK, Brent	1	0	1	1	---	---	---	---	---
SECORD, Al	2	0	1	1	---	---	---	---	---
SEDIN, Daniel	2	1	2	3	1	2	2	2	4
SEDIN, Henrik	3	1	6	7	---	---	---	---	---
SEGUIN, Tyler	2	2	3	5	4	4	2	5	7
SEIBERT, Earl	1	1	0	1	---	---	---	---	---
SEILING, Rod	1	0	1	1	---	---	---	---	---
SELANNE, Teemu	10	9	2	11	---	---	---	---	---
SHACK, Eddie	3	1	0	1	---	---	---	---	---
SHANAHAN, Brendan	8	4	0	4	---	---	---	---	---
SHARP, Patrick	1	1	2	3	---	---	---	---	---
SHATTENKIRK, Kevin	1	1	1	2	---	---	---	---	---
SHEPPARD, Gregg	1	0	0	0	---	---	---	---	---
SHIELDS, Al	1	0	0	0	---	---	---	---	---
SHORE, Eddie	3	1	1	2	---	---	---	---	---
SHUTT, Steve	3	0	1	1	---	---	---	---	---
SIEBERT, Babe	1	1	1	2	---	---	---	---	---
SIMMER, Charlie	2	0	1	1	---	---	---	---	---
SIMMONDS, Wayne	---	---	---	---	1	2	3	0	3
SINCLAIR, Reg	2	0	0	0	---	---	---	---	---
SIROIS, Bob	1	0	0	0	---	---	---	---	---
SITTLER, Darryl	4	2	2	4	---	---	---	---	---
SKINNER, Jeff	1	0	1	1	1	1	1	0	1
SKOV, Glen	1	0	0	0	---	---	---	---	---
SLAVIN, Jaccob	---	---	---	---	1	1	0	0	0
SLOAN, Tod	3	1	1	2	---	---	---	---	---
SMAIL, Doug	1	1	1	2	---	---	---	---	---
SMITH, Bobby	4	0	0	0	---	---	---	---	---

Skater	--- 1947-2015 ---				--- 2016-22 (3-ON-3 FORMAT) ---				
	GP	G	A	P	Years	GP	G	A	P
SMITH, Dallas	4	0	2	2	---	---	---	---	---
SMITH, Hooley	1	0	0	0	---	---	---	---	---
SMITH, Sid	7	1	1	2	---	---	---	---	---
SMITH, Steve	1	0	2	2	---	---	---	---	---
SMRKE, Stan	1	1	0	1	---	---	---	---	---
SMYTH, Ryan	1	0	1	1	---	---	---	---	---
SNEPSTS, Harold	2	0	0	0	---	---	---	---	---
SOURAY, Sheldon	3	3	3	6	---	---	---	---	---
SPEZZA, Jason	2	1	3	4	---	---	---	---	---
ST. LAURENT, Dollard	5	0	0	0	---	---	---	---	---
ST. LOUIS, Martin	6	4	4	8	---	---	---	---	---
ST. MARSEILLE, Frank	1	0	0	0	---	---	---	---	---
STAAL, Eric	4	6	1	7	2	2	0	0	0
STAAL, Marc	1	0	0	0	---	---	---	---	---
STACKHOUSE, Ron	1	1	0	1	---	---	---	---	---
STAMKOS, Steven	3	3	2	5	4	6	2	2	4
STANLEY, Allan	7	2	1	3	---	---	---	---	---
STANOWSKI, Wally	1	0	0	0	---	---	---	---	---
STAPLETON, Pat	4	0	1	1	---	---	---	---	---
STASIUK, Vic	1	0	0	0	---	---	---	---	---
STASTNY, Marian	1	0	0	0	---	---	---	---	---
STASTNY, Paul	1	1	1	2	---	---	---	---	---
STASTNY, Peter	6	2	3	5	---	---	---	---	---
STEMKOWSKI, Pete	1	1	1	2	---	---	---	---	---
STEVENS, Kevin	3	3	2	5	---	---	---	---	---
STEVENS, Scott	13	2	8	10	---	---	---	---	---
STEWART, Gaye	4	1	1	2	---	---	---	---	---
STEWART, Jack	4	0	0	0	---	---	---	---	---
STEWART, Nels	1	1	1	2	---	---	---	---	---
STEWART, Ron	4	0	1	1	---	---	---	---	---
STONE, Mark	---	---	---	---	1	1	1	1	2
STOUGHTON, Blaine	1	0	0	0	---	---	---	---	---
STRAKA, Martin	1	0	0	0	---	---	---	---	---
STREIT, Mark	1	0	2	2	---	---	---	---	---
STURM, Marco	1	1	0	1	---	---	---	---	---
SUBBAN, P.K.	---	---	---	---	3	4	3	0	3
SULLIVAN, Red	5	0	2	2	---	---	---	---	---
SUNDIN, Mats	8	3	12	15	---	---	---	---	---
SUTER, Gary	4	1	0	1	---	---	---	---	---
SUTER, Ryan	2	1	2	3	1	1	0	0	0
SUTTER, Brent	1	0	0	0	---	---	---	---	---
SUTTER, Brian	3	0	3	3	---	---	---	---	---
SUZUKI, Nick	---	---	---	---	1	1	0	0	0
SVEHLA, Robert	1	0	2	2	---	---	---	---	---
SVOBODA, Petr	1	0	0	0	---	---	---	---	---
SYDOR, Darryl	2	1	0	1	---	---	---	---	---
TALBOT, Jean-Guy	7	0	1	1	---	---	---	---	---
TALLON, Dale	2	0	0	0	---	---	---	---	---
TANGUAY, Alex	1	0	0	0	---	---	---	---	---
TANTI, Tony	1	1	0	1	---	---	---	---	---
TARASENKO, Vladimir	1	0	4	4	2	2	1	2	3
TARDIF, Marc	1	1	0	1	---	---	---	---	---
TAVARES, John	2	5	1	6	4	5	3	5	8
TAYLOR, Dave	4	0	1	1	---	---	---	---	---
TERRY, Troy	---	---	---	---	1	1	0	1	1
THOMS, Bill	1	0	1	1	---	---	---	---	---
THOMSON, Jimmy	7	0	0	0	---	---	---	---	---
THORNTON, Joe	6	0	4	4	---	---	---	---	---
TIMGREN, Ray	1	0	0	0	---	---	---	---	---
TIMONEN, Kimmo	4	0	0	0	---	---	---	---	---
TINORDI, Mark	1	0	1	1	---	---	---	---	---
TKACHUK, Brady	---	---	---	---	2	3	0	3	3
TKACHUK, Keith	5	3	2	5	---	---	---	---	---
TKACHUK, Matthew	---	---	---	---	1	2	2	4	6
TKACZUK, Walt	1	1	0	1	---	---	---	---	---
TOCCHET, Rick	4	4	4	8	---	---	---	---	---

Skater	--- 1947-2015 ---				--- 2016-22 (3-ON-3 FORMAT) ---				
	GP	G	A	P	Years	GP	G	A	P
TOEWS, Jonathan	3	3	6	9	1	1	1	0	1
TONELLI, John	2	0	1	1	---	---	---	---	---
TOPPAZZINI, Jerry	3	0	1	1	---	---	---	---	---
TREMBLAY, Gilles	2	0	0	0	---	---	---	---	---
TREMBLAY, J.C.	7	0	2	2	---	---	---	---	---
TROCHECK, Vincent	---	---	---	---	1	1	1	3	4
TROTTIER, Bryan	8	2	2	4	---	---	---	---	---
<i>TROTTIER, Dave</i>	1	0	0	0	---	---	---	---	---
<i>TRUDEL, Lou</i>	1	1	0	1	---	---	---	---	---
TURCOTTE, Darren	1	0	1	1	---	---	---	---	---
TURGEON, Pierre	4	5	7	12	---	---	---	---	---
TURGEON, Sylvain	1	0	1	1	---	---	---	---	---
TURNBULL, Ian	1	0	0	0	---	---	---	---	---
TURNER, Bob	6	0	0	0	---	---	---	---	---
TVERDOVSKY, Oleg	1	0	0	0	---	---	---	---	---
ULLMAN, Norm	11	2	6	8	---	---	---	---	---
UNGER, Garry	7	1	3	4	---	---	---	---	---
VADNAIS, Carol	6	0	1	1	---	---	---	---	---
VAIL, Eric	1	1	0	1	---	---	---	---	---
VAIVE, Rick	3	2	3	5	---	---	---	---	---
VAN IMPE, Ed	3	0	0	0	---	---	---	---	---
VANEK, Thomas	1	0	0	0	---	---	---	---	---
VASKO, Moose	4	0	0	0	---	---	---	---	---
VERBEEK, Pat	2	1	2	3	---	---	---	---	---
VERVERGAERT, Dennis	2	2	0	2	---	---	---	---	---
VICKERS, Steve	2	1	0	1	---	---	---	---	---
VISNOVSKY, Lubomir	1	1	1	2	---	---	---	---	---
VORACEK, Jakub	1	3	3	6	---	---	---	---	---
VRBATA, Radim	1	1	1	2	---	---	---	---	---
WALTER, Ryan	1	0	0	0	---	---	---	---	---
WALTON, Mike	1	0	0	0	---	---	---	---	---
<i>WARD, Jimmy</i>	2	0	2	2	---	---	---	---	---
WARWICK, Grant	1	1	0	1	---	---	---	---	---
WATSON, Harry	7	1	4	5	---	---	---	---	---
WATSON, Jimmy	5	0	0	0	---	---	---	---	---
WATSON, Joe	2	0	0	0	---	---	---	---	---
WEBER, Shea	4	0	5	5	3	4	1	5	6
WEIGHT, Doug	4	1	3	4	---	---	---	---	---
<i>WENTWORTH, Cy</i>	2	0	0	0	---	---	---	---	---
WERENSKI, Zach	---	---	---	---	2	3	0	4	4
WESLEY, Glen	1	1	0	1	---	---	---	---	---
WESTFALL, Ed	4	0	0	0	---	---	---	---	---
WHARRAM, Kenny	2	1	0	1	---	---	---	---	---
WHEELER, Blake	---	---	---	---	2	3	1	4	5
WHITE, Bill	6	0	2	2	---	---	---	---	---
WHITNEY, Ray	2	1	2	3	---	---	---	---	---
WIDEMAN, Dennis	1	0	1	1	---	---	---	---	---
WILLIAMS, Dave	1	0	0	0	---	---	---	---	---
WILLIAMS, Justin	1	1	1	2	---	---	---	---	---
WILSON, Behn	1	1	0	1	---	---	---	---	---
WILSON, Doug	7	0	2	2	---	---	---	---	---
WILSON, Johnny	2	0	0	0	---	---	---	---	---
WILSON, Tom	---	---	---	---	1	2	1	0	1
WOIT, Benny	1	0	0	0	---	---	---	---	---
WOYTOWICH, Bob	1	0	1	1	---	---	---	---	---
YANDLE, Keith	2	0	1	1	1	1	0	1	1
YASHIN, Alexei	3	2	2	4	---	---	---	---	---
YORK, Mike	1	0	0	0	---	---	---	---	---
<i>YOUNG, Doug</i>	1	0	0	0	---	---	---	---	---
YOUNG, Tim	1	0	0	0	---	---	---	---	---
YUSHKEVICH, Dmitry	1	1	1	2	---	---	---	---	---
YZERMAN, Steve	9	2	4	6	---	---	---	---	---
ZALAPSKI, Zarley	1	0	0	0	---	---	---	---	---
ZHAMNOV, Alexei	1	1	1	2	---	---	---	---	---
ZHITNIK, Alexei	2	0	1	1	---	---	---	---	---
ZUBOV, Sergei	3	1	0	1	---	---	---	---	---

Goaltender	--- 1947-2015 ---						--- 2016-22 (3-ON-3 FORMAT) ---						
	GP	W	L	T	OT	GAA	Years	GP	W	L	OT	GAA	SV%
ANDERSEN, Frederik	---	---	---	---	---	---	2	4	1	0	0	12.00	.765
BACKSTROM, Niklas	1	0	0	0	0	12.00	---	---	---	---	---	---	---
BANNERMAN, Murray	2	0	0	0	0	6.98	---	---	---	---	---	---	---
BARRASSO, Tom	1	0	0	0	0	3.89	---	---	---	---	---	---	---
BAUMAN, Gary	1	0	0	0	0	0.00	---	---	---	---	---	---	---
BEAUPRE, Don	2	0	2	0	0	9.28	---	---	---	---	---	---	---
BELFOUR, Ed	5	0	0	0	0	7.80	---	---	---	---	---	---	---
BILLINGTON, Craig	1	0	0	0	0	12.00	---	---	---	---	---	---	---
BINNINGTON, Jordan	---	---	---	---	---	---	1	1	0	0	0	24.00	.667
BISHOP, Ben	---	---	---	---	---	---	1	2	1	1	0	6.49	.875
BOBROVSKY, Sergei	---	---	---	---	---	---	1	2	0	0	0	18.00	.727
BOWER, Johnny	4	2	0	0	0	1.50	---	---	---	---	---	---	---
BRIMSEK, Frank	3	3	0	0	0	1.51	---	---	---	---	---	---	---
BRODA, Turk	4	0	3	0	0	4.02	---	---	---	---	---	---	---
BRODEUR, Martin	9	3	1	0	0	7.33	---	---	---	---	---	---	---
BURKE, Sean	3	0	1	0	0	8.68	---	---	---	---	---	---	---
CAMPBELL, Jack	---	---	---	---	---	---	1	1	0	1	0	26.18	.600
CASEY, Jon	1	0	0	0	0	12.00	---	---	---	---	---	---	---
CECHMANEK, Roman	1	0	0	0	0	18.00	---	---	---	---	---	---	---
CHEEVERS, Gerry	1	0	0	0	0	3.00	---	---	---	---	---	---	---
CHEVELDAE, Tim	1	0	0	0	0	9.00	---	---	---	---	---	---	---
CRAWFORD, Corey	1	0	0	0	0	12.00	1	1	0	1	0	30.00	.545
CUDE, Wilf	2	0	2	0	0	5.50	---	---	---	---	---	---	---
DEMKO, Thatcher	---	---	---	---	---	---	1	1	0	1	0	12.57	.833
DESJARDINS, Gerry	1	1	0	0	0	4.20	---	---	---	---	---	---	---
DION, Michel	1	0	0	0	0	3.95	---	---	---	---	---	---	---
DIPIETRO, Rick	1	0	0	0	0	3.00	---	---	---	---	---	---	---
DRYDEN, Dave	1	0	1	0	0	10.13	---	---	---	---	---	---	---
DRYDEN, Ken	5	0	0	0	0	2.40	---	---	---	---	---	---	---
DUBNYK, Devan	---	---	---	---	---	---	3	4	0	1	0	28.31	.684
DURNAN, Bill	3	0	0	0	0	2.65	---	---	---	---	---	---	---
EDWARDS, Don	2	1	0	0	0	2.03	---	---	---	---	---	---	---
ELLIOTT, Brian	2	0	2	0	0	18.00	---	---	---	---	---	---	---
ESPOSITO, Tony	6	2	0	0	0	2.53	---	---	---	---	---	---	---
FLEURY, Marc-Andre	2	0	0	0	0	16.50	2	3	1	0	0	10.00	.762
FROESE, Bob	1	1	0	0	0	3.75	---	---	---	---	---	---	---
FUHR, Grant	6	0	2	0	0	4.32	---	---	---	---	---	---	---
GAMBLE, Bruce	1	0	0	0	0	3.00	---	---	---	---	---	---	---
GARDINER, Charlie	1	0	1	0	0	7.00	---	---	---	---	---	---	---
GARRETT, John	1	1	0	0	0	2.00	---	---	---	---	---	---	---
GIACOMIN, Ed	6	2	1	1	0	3.32	---	---	---	---	---	---	---
GIBSON, John	---	---	---	---	---	---	3	4	2	1	0	19.50	.667
GIGUERE, J-S	1	0	0	0	0	12.00	---	---	---	---	---	---	---
GILBERT, Gilles	1	0	0	0	0	2.01	---	---	---	---	---	---	---
GOSSELIN, Mario	1	0	0	0	0	1.93	---	---	---	---	---	---	---
HAINSWORTH, George	1	1	0	0	0	3.00	---	---	---	---	---	---	---
HALAK, Jaroslav	1	1	0	0	0	12.00	---	---	---	---	---	---	---
HALL, Glenn	13	4	4	0	0	2.45	---	---	---	---	---	---	---
HASEK, Dominik	6	1	0	0	0	7.50	---	---	---	---	---	---	---
HEBERT, Guy	1	0	0	0	0	3.00	---	---	---	---	---	---	---
HELLEBUYCK, Connor	---	---	---	---	---	---	2	2	0	2	0	28.05	.625
HENRY, Jim	1	0	0	0	0	2.02	---	---	---	---	---	---	---
HEXTALL, Ron	1	0	0	0	0	3.98	---	---	---	---	---	---	---
HILLER, Jonas	1	0	0	0	0	6.00	---	---	---	---	---	---	---
HODGE, Charlie	3	2	1	0	0	3.62	---	---	---	---	---	---	---
HOLTBY, Braden	---	---	---	---	---	---	5	7	4	1	0	18.44	.734
HOWARD, Jimmy	1	0	0	0	0	9.00	1	1	0	1	0	24.00	.692
HUET, Cristobal	1	0	1	0	0	6.17	---	---	---	---	---	---	---
IRBE, Arturs	2	0	1	0	0	7.50	---	---	---	---	---	---	---
JARRY, Tristan	---	---	---	---	---	---	2	3	1	1	0	14.24	.794
JONES, Martin	---	---	---	---	---	---	1	2	0	0	0	12.00	.750
JOSEPH, Curtis	2	0	1	0	0	10.77	---	---	---	---	---	---	---
KHABIBULIN, Nikolai	4	1	1	0	0	4.51	---	---	---	---	---	---	---
KIPRUSOFF, Miikka	1	0	0	0	0	9.00	---	---	---	---	---	---	---
KOLZIG, Olie	2	0	0	0	0	4.50	---	---	---	---	---	---	---
LALIME, Patrick	1	0	0	0	1	2.40	---	---	---	---	---	---	---

Goaltender	--- 1947-2015 ---						--- 2016-22 (3-ON-3 FORMAT) ---						
	GP	W	L	T	OT	GAA	Years	GP	W	L	OT	GAA	SV%
LEGACE, Manny	1	0	1	0	0	9.14	---	---	---	---	---	---	---
LEMELIN, Rejean	1	0	1	0	0	12.01	---	---	---	---	---	---	---
LESSARD, Mario	1	0	0	0	0	4.24	---	---	---	---	---	---	---
LINDBERGH, Pelle	2	1	1	0	0	9.13	---	---	---	---	---	---	---
LIUT, Mike	1	1	0	0	0	0.01	---	---	---	---	---	---	---
LUMLEY, Harry	3	0	1	1	0	3.20	---	---	---	---	---	---	---
LUNDQVIST, Henrik	3	0	1	0	0	12.33	2	3	0	0	0	8.00	.800
LUONGO, Roberto	4	0	0	0	1	7.76	1	2	0	0	0	6.00	.909
MARKSTROM, Jacob	---	---	---	---	---	---	1	2	0	0	0	21.00	.500
McLEAN, Kirk	2	1	0	0	0	7.09	---	---	---	---	---	---	---
McNEIL, Gerry	3	0	1	2	0	1.49	---	---	---	---	---	---	---
MELOCHE, Gilles	2	1	1	0	0	2.99	---	---	---	---	---	---	---
MILLER, Ryan	1	0	0	0	0	9.00	---	---	---	---	---	---	---
MOOG, Andy	4	0	3	0	0	9.55	---	---	---	---	---	---	---
NABOKOV, Evgeni	2	0	1	0	0	7.50	---	---	---	---	---	---	---
OSGOOD, Chris	2	0	0	0	0	10.50	---	---	---	---	---	---	---
PARENT, Bernie	5	0	2	0	0	4.28	---	---	---	---	---	---	---
PEETERS, Pete	4	0	1	0	0	4.50	---	---	---	---	---	---	---
PLANTE, Jacques	8	2	3	2	0	2.92	---	---	---	---	---	---	---
POTVIN, Felix	2	0	1	0	0	6.00	---	---	---	---	---	---	---
PRICE, Carey	4	0	0	0	0	9.00	2	3	1	0	0	12.34	.739
PUPPA, Daren	1	0	0	0	0	7.80	---	---	---	---	---	---	---
QUICK, Jonathan	1	0	0	0	0	9.00	1	2	0	0	0	9.00	.824
RANFORD, Bill	1	1	0	0	0	5.96	---	---	---	---	---	---	---
RASK, Tuukka	---	---	---	---	---	---	1	1	0	1	0	38.78	.571
RAYNER, Chuck	3	1	1	0	0	2.63	---	---	---	---	---	---	---
RESCH, Glenn	3	1	1	0	0	6.22	---	---	---	---	---	---	---
RICHTER, Mike	3	0	0	0	0	8.00	---	---	---	---	---	---	---
RINNE, Pekka	---	---	---	---	---	---	3	4	1	1	0	12.09	.742
RITTICH, David	---	---	---	---	---	---	1	2	2	0	0	6.00	.875
ROLLINS, Al	1	0	0	1	0	0.02	---	---	---	---	---	---	---
ROLOSON, Dwayne	1	0	0	0	0	3.18	---	---	---	---	---	---	---
ROY, Patrick	11	2	0	0	0	7.44	---	---	---	---	---	---	---
SALO, Tommy	2	1	0	0	0	6.00	---	---	---	---	---	---	---
SAROS, Juuse	---	---	---	---	---	---	1	2	1	0	0	13.33	.714
SAWCHUK, Terry	11	2	2	4	0	2.44	---	---	---	---	---	---	---
SCHNEIDER, Cory	---	---	---	---	---	---	1	1	0	1	0	13.04	.833
SIDORKIEWICZ, Peter	1	1	0	0	0	6.00	---	---	---	---	---	---	---
SIMMONS, Don	1	0	0	1	0	3.00	---	---	---	---	---	---	---
SMITH, Al	1	1	0	0	0	3.00	---	---	---	---	---	---	---
SMITH, Billy	1	0	0	0	0	0.03	---	---	---	---	---	---	---
SMITH, Gary	1	0	0	0	0	7.81	---	---	---	---	---	---	---
SMITH, Mike	---	---	---	---	---	---	2	4	2	1	0	7.67	.828
STEPHENSON, Wayne	2	0	2	0	0	6.54	---	---	---	---	---	---	---
TALBOT, Cam	---	---	---	---	---	---	1	2	0	1	0	18.00	.727
THEODORE, Jose	2	1	0	0	0	4.50	---	---	---	---	---	---	---
THIBAUT, Jocelyn	1	0	0	0	0	6.00	---	---	---	---	---	---	---
THOMAS, Tim	4	4	0	0	0	9.88	---	---	---	---	---	---	---
THOMAS, Wayne	1	1	0	0	0	7.89	---	---	---	---	---	---	---
<i>THOMPSON, Tiny</i>	1	1	0	0	0	5.00	---	---	---	---	---	---	---
TUGNUTT, Ron	1	1	0	0	0	9.00	---	---	---	---	---	---	---
TURCO, Marty	3	2	0	0	0	4.62	---	---	---	---	---	---	---
TUREK, Roman	1	0	0	0	0	6.00	---	---	---	---	---	---	---
VACHON, Rogie	3	2	1	0	0	3.15	---	---	---	---	---	---	---
VANBIESBROUCK, John	3	1	0	0	0	7.00	---	---	---	---	---	---	---
VASILEVSKIY, Andrei	---	---	---	---	---	---	4	6	1	2	0	17.20	.746
VERNON, Mike	5	1	2	0	1	9.00	---	---	---	---	---	---	---
VILLEMURE, Gilles	3	1	0	0	0	0.68	---	---	---	---	---	---	---
VOKOUN, Tomas	2	0	1	0	0	9.00	---	---	---	---	---	---	---
WAKELY, Ernie	1	0	0	0	0	0.00	---	---	---	---	---	---	---
WARD, Cam	1	0	0	0	0	12.00	---	---	---	---	---	---	---
WORSLEY, Gump	4	0	1	0	0	1.64	---	---	---	---	---	---	---

* * * * *

Head Coach	--- 1947-2015 ---					--- 2016-22 (3-ON-3 FORMAT) ---				
	GC	W	L	T	OT	Years	GC	W	L	OT
ABEL, Sid	4	2	1	1	0	---	---	---	---	---
ADAMS, Jack	1	1	0	0	0	---	---	---	---	---
ARBOUR, Al	5	3	2	0	0	---	---	---	---	---
BABCOCK, Mike	1	0	1	0	0	---	---	---	---	---
BEDNAR, Jared	---	---	---	---	---	1	2	1	1	0
BERUBE, Craig	---	---	---	---	---	1	1	0	1	0
BLAKE, Toe	9	3	4	2	0	---	---	---	---	---
BOUDREAU, Bruce	---	---	---	---	---	1	1	0	1	0
BOWMAN, Scotty	13	7	5	1	0	---	---	---	---	---
BRIND'AMOUR, Rod	---	---	---	---	---	1	2	2	0	0
BRUNETTE, Andrew	---	---	---	---	---	1	1	0	1	0
BURNS, Pat	1	1	0	0	0	---	---	---	---	---
CARLYLE, Randy	1	1	0	0	0	---	---	---	---	---
CASSIDY, Bruce	---	---	---	---	---	1	2	1	1	0
CLANCY, King	1	0	0	1	0	---	---	---	---	---
COOPER, Jon	---	---	---	---	---	2	3	1	2	0
CRAWFORD, Marc	1	1	0	0	0	---	---	---	---	---
CRISP, Terry	1	0	1	0	0	---	---	---	---	---
DAY, Hap	3	0	3	0	0	---	---	---	---	---
DeBOER, Peter	---	---	---	---	---	2	3	1	2	0
DEMERS, Jacques	1	1	0	0	0	---	---	---	---	---
GAINNEY, Bob	1	1	0	0	0	---	---	---	---	---
GALLANT, Gerard	---	---	---	---	---	2	4	3	1	0
GRETZKY, Wayne	---	---	---	---	---	1	2	2	0	0
GUIDOLIN, Bep	1	1	0	0	0	---	---	---	---	---
<i>HART, Cecil</i>	1	0	1	0	0	---	---	---	---	---
HITCHCOCK, Ken	3	1	2	0	0	---	---	---	---	---
IMLACH, Punch	6	3	2	1	0	---	---	---	---	---
IRVIN, Dick	6	2	2	2	0	---	---	---	---	---
IVAN, Tommy	4	3	0	1	0	---	---	---	---	---
JOHNSON, Tom	1	1	0	0	0	---	---	---	---	---
JULIEN, Claude	2	2	0	0	0	---	---	---	---	---
KEENAN, Mike	3	2	1	0	0	---	---	---	---	---
LAVIOLETTE, Peter*	2	2	0	0	0	1	1	0	1	0
LEMAIRE, Jacques	1	1	0	0	0	---	---	---	---	---
<i>LEPINE, Pit</i>	1	0	1	0	0	---	---	---	---	---
LEWIS, Dave	1	0	1	0	0	---	---	---	---	---
MacLEAN, Doug	2	2	0	0	0	---	---	---	---	---
MacNEIL, Al	1	1	0	0	0	---	---	---	---	---
MARTIN, Jacques	2	0	1	0	1	---	---	---	---	---
MAURICE, Paul	---	---	---	---	---	1	2	1	1	0
McLELLAN, Todd*	2	0	1	0	1	---	---	---	---	---
MELROSE, Barry	1	0	1	0	0	---	---	---	---	---
MILBURY, Mike	1	0	1	0	0	---	---	---	---	---
MUCKLER, John	1	1	0	0	0	---	---	---	---	---
NEILSON, Roger	1	1	0	0	0	---	---	---	---	---
O'REILLY, Terry	1	0	1	0	0	---	---	---	---	---
PADDOCK, John	1	1	0	0	0	---	---	---	---	---
<i>PATRICK, Lester</i>	1	0	1	0	0	---	---	---	---	---
PATRICK, Lynn	2	1	1	0	0	---	---	---	---	---
PETERS, Bill	---	---	---	---	---	1	1	0	1	0
PILOUS, Rudy	2	0	2	0	0	---	---	---	---	---
PRIMEAU, Joe	1	0	0	1	0	---	---	---	---	---
QUENNEVILLE, Joel	2	1	1	0	0	---	---	---	---	---
QUINN, Pat	4	2	2	0	0	---	---	---	---	---
REAY, Billy	4	2	2	0	0	---	---	---	---	---
REIRDEN, Todd	---	---	---	---	---	2	3	2	1	0
<i>ROSS, Art</i>	1	1	0	0	0	---	---	---	---	---
RUEL, Claude	1	1	0	0	0	---	---	---	---	---
RUFF, Lindy	2	0	2	0	0	1	1	0	1	0
SATHER, Glen	5	1	4	0	0	---	---	---	---	---
SCHMIDT, Milt	2	1	1	0	0	---	---	---	---	---
SHERO, Fred	4	0	4	0	0	---	---	---	---	---
SINDEN, Harry	1	0	1	0	0	---	---	---	---	---
SKINNER, Jim	3	1	0	2	0	---	---	---	---	---
SMITH, Floyd	1	1	0	0	0	---	---	---	---	---

Head Coach	--- 1947-2015 ---					--- 2016-22 (3-ON-3 FORMAT) ---				
	GC	W	L	T	OT	Years	GC	W	L	OT
SONMOR, Glen	1	0	1	0	0	---	---	---	---	---
SUTTER, Darryl	1	0	1	0	0	1	2	2	0	0
TERRIEN, Michel	---	---	---	---	---	1	1	0	1	0
TOCCHET, Rick	---	---	---	---	---	1	2	2	0	0
TORTORELLA, John*	1	0	1	0	0	---	---	---	---	---
TROTZ, Barry	---	---	---	---	---	2	2	0	2	0
VIGNEAULT, Alain*	1	1	0	0	0	---	---	---	---	---

* Includes one year as co-coach

NHL ALL-STAR GAME-BY-GAME SCORING SUMMARIES

66TH NHL ALL-STAR GAME

T-Mobile Arena, Las Vegas
Feb. 5, 2022

Second Semifinal: Central Division 8, Atlantic Division 5

First Semifinal: Metropolitan Division 6, Pacific Division 4

Metropolitan Division All-Stars

Coach: Rod Brind'Amour, CAR

No.	Player	P	Team
20	Aho, Sebastian	C	CAR
31	Andersen, Frederik	G	CAR
28	Giroux, Claude (C)	C	PHI
59	Guentzel, Jake	LW	PIT
86	Hughes, Jack	C	NJD
35	Jarry, Tristan	G	PIT
20	Kreider, Chris	LW	NYR
92	Kuznetsov, Evgeny	C	WSH
3	Pelech, Adam	D	NYI
8	Werenski, Zach	D	CBJ
43	Wilson, Tom	RW	WSH

Pacific Division All-Stars

Coach: Peter DeBoer, VGK

No.	Player	P	Team
35	Demko, Thatcher	G	VAN
29	Draisaitl, Leon	C	EDM
7	Eberle, Jordan	RW	SEA
13	Gaudreau, Johnny	LW	CGY
36	Gibson, John	G	ANA
9	Kempe, Adrian	C	LAK
81	Marchessault, Jonathan	C	VGK
97	McDavid, Connor (C)	C	EDM
28	Meier, Timo	RW	SJS
7	Pietrangelo, Alex	D	VGK
61	Stone, Mark	RW	VGK
19	Terry, Troy	RW	ANA

Summary

First Half

1. Metropolitan Division – Wilson (Kuznetsov) 0:13
 2. Pacific Division – Meier (Terry, Gaudreau) 2:27
 3. Metropolitan Division – Giroux (Werenski) 3:08
 4. Metropolitan Division – Aho (Guentzel) 3:20
- Penalties: None

Second Half

5. Pacific Division – Marchessault (Draisaitl, Stone) 2:57
 6. Pacific Division – Eberle (Meier) 4:27
 7. Metropolitan Division – Hughes (Pelech) 6:16
 8. Metropolitan Division – Guentzel (Giroux) 7:40 (GWG)
 9. Metropolitan Division – Hughes (Kreider) 8:51 (EN)
 10. Pacific Division – Stone (Marchessault, Pietrangelo) 9:38
- Penalties: None

Shots on Goal

Metropolitan Division (26) 13 – 13
Pacific Division (15) 7 – 8

Goaltenders

Metropolitan Division – Andersen (1st), Jarry (2nd)
Pacific Division – Gibson (1st), Demko (2nd)

* * *

Central Division All-Stars

Coach: Jared Bednar, COL

No.	Player	P	Team
81	Connor, Kyle	LW	WPG
12	DeBrincat, Alex	LW	CHI
59	Josi, Roman	D	NSH
91	Kadri, Nazem	C	COL
97	Kaprizov, Kirill	LW	MIN
9	Keller, Clayton	RW	ARI
25	Kyrou, Jordan	C	STL
8	Makar, Cale	D	COL
16	Pavelski, Joe (C)	C	DAL
74	Saros, Juuse	G	NSH
33	Talbot, Cam	G	MIN

Atlantic Division All-Stars

Coach: Andrew Brunette, FLA

No.	Player	P	Team
37	Bergeron, Patrice	C	BOS
36	Campbell, Jack	G	TOR
26	Dahlin, Rasmus	D	BUF
77	Hedman, Victor	D	TBL
11	Huberdeau, Jonathan	LW	FLA
71	Larkin, Dylan	C	DET
34	Matthews, Auston (C)	C	TOR
91	Stamkos, Steven	C	TBL
14	Suzuki, Nick	C	MTL
7	Tkachuk, Brady	LW	OTT
88	Vasilevskiy, Andrei	G	TBL

Summary

First Half

1. Central Division – Kyrou (Keller, DeBrincat) 2:20
 2. Atlantic Division – Huberdeau (Matthews) 3:28
 3. Central Division – DeBrincat (Kyrou, Keller) 5:25
 4. Central Division – Kadri (Makar) 5:56
 5. Atlantic Division – Matthews (Huberdeau, Hedman) 9:19
- Penalties: None

Second Half

6. Atlantic Division – Bergeron (Campbell, Dahlin) 1:02
 7. Central Division – Connor (Kadri) 3:00
 8. Central Division – Kyrou (Josi, Pavelski) 6:36
 9. Atlantic Division – Dahlin (unassisted) 6:48
 10. Central Division – Josi (Kyrou) 7:03 (GWG)
 11. Atlantic Division – Stamkos (Tkachuk) 7:33
 12. Central Division – DeBrincat (Kaprizov) 8:07
 13. Central Division – Pavelski (Makar, Kaprizov) 9:53 (EN)
- Penalties: None

Shots on Goal

Central Division (23) 12 – 11
Atlantic Division (18) 9 – 9

Goaltenders

Central Division – Talbot (1st), Saros (2nd)
Atlantic Division – Vasilevskiy (1st), Campbell (2nd)

* * *

Enterprise Center, St. Louis
Jan. 25, 2020**Metropolitan Division All-Stars**

Coach: Rod Brind'Amour, CAR

No.	Player	P	Team
20	Aho, Sebastian	C	CAR
31	Andersen, Frederik	G	CAR
28	Giroux, Claude (C)	C	PHI
59	Guentzel, Jake	LW	PIT
86	Hughes, Jack	C	NJD
35	Jarry, Tristan	G	PIT
20	Kreider, Chris	LW	NYR
92	Kuznetsov, Evgeny	C	WSH
3	Pelech, Adam	D	NYI
8	Werenski, Zach	D	CBJ
43	Wilson, Tom	RW	WSH

Central Division All-Stars

Coach: Jared Bednar, COL

No.	Player	P	Team
81	Connor, Kyle	LW	WPG
12	DeBrincat, Alex	LW	CHI
59	Josi, Roman	D	NSH
91	Kadri, Nazem	C	COL
97	Kaprizov, Kirill	LW	MIN
9	Keller, Clayton	RW	ARI
25	Kyrou, Jordan	C	STL
8	Makar, Cale	D	COL
16	Pavelski, Joe (C)	C	DAL
74	Saros, Juuse	G	NSH
33	Talbot, Cam	G	MIN

Summary*First Half*

1. Metropolitan Division – Kuznetsov (Andersen) 0:27
2. Central Division – Keller (Josi, Pavelski) 1:38
3. Metropolitan Division – Giroux (Werenski) 3:33
4. Metropolitan Division – Kreider (Hughes) 4:50
5. Central Division – Kadri (Connor, Kyrou) 5:27
6. Metropolitan Division – Hughes (Aho) 7:55 (GWG)

Penalties: None

Second Half

7. Central Division – Pavelski (Kaprizov) 1:19
8. Metropolitan Division – Giroux (Guentzel, Werenski) 2:42

Penalties: None

Shots on Goal

Metropolitan Division (18) 13 – 5

Central Division (24) 9 – 15

Goaltenders

Metropolitan Division – Andersen (1st), Jarry (2nd)

Central Division – Talbot (1st), Saros (2nd)

MVP: Claude Giroux

Referees: Gord Dwyer, Steve Kozari

Linesmen: Scott Cherrey, Matt MacPherson

Attendance: 17,419

First Semifinal: Atlantic Division 9, Metropolitan Division 5

Atlantic Division All-Stars

Coach: Bruce Cassidy, BOS

No.	Player	P	Team
31	Andersen, Frederik	G	TOR
59	Bertuzzi, Tyler	LW	DET
10	Duclair, Anthony	LW	OTT
9	Eichel, Jack	C	BUF
77	Hedman, Victor	D	TBL
11	Huberdeau, Jonathan	C	FLA
16	Marner, Mitchell	C	TOR
88	Pastrnak, David (C)	RW	BOS
7	Tkachuk, Brady	LW	OTT
88	Vasilevskiy, Andrei	G	TBL
6	Weber, Shea	D	MTL

Metropolitan Division All-Stars

Coach: Todd Reirden, WSH

No.	Player	P	Team
13	Barzal, Mathew	C	NYI
74	Carlson, John	D	WSH
13	Hischier, Nico	C	NJD
70	Holtby, Braden	G	WSH
35	Jarry, Tristan	G	PIT
3	Jones, Seth	D	CBJ
11	Konecny, Travis	C	PHI
20	Kreider, Chris	C	NYR
58	Letang, Kris	D	PIT
77	Oshie, T.J.	RW	WSH
74	Slavin, Jaccob	D	CAR

Summary*First Half*

1. Atlantic Division – Pastrnak (Hedman) 0:26
2. Atlantic Division – Weber (Bertuzzi, Duclair) 0:49
3. Metropolitan Division – Carlson (Barzal, Oshie) 2:13
4. Metropolitan Division – Hischier (Jones, Konecny) 3:38
5. Metropolitan Division – Oshie (Barzal, Jones) 5:29
6. Metropolitan Division – Jones (Konecny, Hischier) 6:04
7. Atlantic Division – Duclair (Bertuzzi, Weber) 6:20
8. Atlantic Division – Pastrnak (Hedman, Eichel) 8:28

Penalties: None

Second Half

9. Metropolitan Division – Hischier (Konecny, Jones) 2:50
10. Atlantic Division – Huberdeau (B. Tkachuk) 4:48
11. Atlantic Division – Hedman (Eichel, Pastrnak) 5:47 (GWG)
12. Atlantic Division – Duclair (Bertuzzi) 6:07
13. Atlantic Division – Pastrnak (Hedman, Eichel) 9:05 (EN)
14. Atlantic Division – Duclair (Bertuzzi) 9:29 (EN)

Penalties: None

Shots on Goal

Metropolitan Division (16) 9 – 7

Atlantic Division (22) 9 – 13

Goaltenders

Metropolitan Division – Holtby (1st), Jarry (2nd)

Atlantic Division – Andersen (1st), Vasilevskiy (2nd)

* * *

Pacific Division All-Stars

Coach: Rick Tocchet, ARI

No.	Player	P	Team
29	Draisaitl, Leon	C	EDM
5	Giordano, Mark	D	CGY
48	Hertl, Tomas	C	SJS
43	Hughes, Quinn	D	VAN
11	Kopitar, Anze	C	LAK
25	Markstrom, Jacob	G	VAN
97	McDavid, Connor (C)	C	EDM
67	Pacioretty, Max	LW	VGK
40	Pettersson, Elias	C	VAN
33	Rittich, David	G	CGY
19	Tkachuk, Matthew	LW	CGY

Central Division All-Stars

Coach: Craig Berube, STL

No.	Player	P	Team
50	Binnington, Jordan	G	STL
37	Hellebuyck, Connor	G	WPG
59	Josi, Roman	D	NSH
88	Kane, Patrick	RW	CHI
29	MacKinnon, Nathan (C)	C	COL
90	O'Reilly, Ryan	C	STL
57	Perron, David	LW	STL
27	Pietrangelo, Alex	D	STL
55	Scheifele, Mark	C	WPG
91	Seguin, Tyler	C	DAL
12	Staal, Eric	C	MIN

Summary*First Half*

- Pacific Division – M. Tkachuk (Hughes) 2:12
 - Pacific Division – Draisaitl (M. Tkachuk, Hughes) 2:59
 - Pacific Division – Hertl (Kopitar) 4:42
 - Central Division – Scheifele (Josi, Seguin) 5:09
 - Central Division – Perron (Pietrangelo, O'Reilly) 7:04
 - Central Division – Kane (unassisted) 7:18
 - Pacific Division – Hughes (M. Tkachuk) 9:06
 - Central Division – Seguin (Scheifele, Josi) 9:39
- Penalties: None

Second Half

- Pacific Division – Draisaitl (McDavid, Giordano) 0:46
 - Central Division – Kane (MacKinnon) 1:37
 - Pacific Division – M. Tkachuk (Hughes, Pettersson) 2:42 (GWG)
 - Pacific Division – Draisaitl (McDavid) 3:34
 - Pacific Division – Hertl (Pacioretty, Kopitar) 4:45
 - Pacific Division – Hertl (Draisaitl, McDavid) 7:06
 - Pacific Division – Hertl (Kopitar, Pacioretty) 8:56
- Penalties: None

Shots on Goal

Pacific Division (28) 12 – 16
 Central Division (17) 7 – 10

Goaltenders

Pacific Division – Markstrom (1st), Rittich (2nd)
 Central Division – Binnington (1st), Hellebuyck (2nd)

* * *

Pacific Division All-Stars

Coach: Rick Tocchet, ARI

No.	Player	P	Team
29	Draisaitl, Leon	C	EDM
5	Giordano, Mark	D	CGY
48	Hertl, Tomas	C	SJS
43	Hughes, Quinn	D	VAN
11	Kopitar, Anze	C	LAK
25	Markstrom, Jacob	G	VAN
97	McDavid, Connor (C)	C	EDM
67	Pacioretty, Max	LW	VGK
40	Pettersson, Elias	C	VAN
33	Rittich, David	G	CGY
19	Tkachuk, Matthew	LW	CGY

Atlantic Division All-Stars

Coach: Bruce Cassidy, BOS

No.	Player	P	Team
31	Andersen, Frederik	G	TOR
59	Bertuzzi, Tyler	LW	DET
10	Duclair, Anthony	LW	OTT
9	Eichel, Jack	C	BUF
77	Hedman, Victor	D	TBL
11	Huberdeau, Jonathan	C	FLA
16	Marnier, Mitchell	C	TOR
88	Pastrnak, David (C)	RW	BOS
7	Tkachuk, Brady	LW	OTT
88	Vasilevskiy, Andrei	G	TBL
6	Weber, Shea	D	MTL

Summary*First Half*

- Atlantic Division – Hedman (Pastrnak, Eichel) 0:24
 - Atlantic Division – Huberdeau (B. Tkachuk, Marnier) 1:29
 - Pacific Division – Pacioretty (Kopitar) 6:05
 - Atlantic Division – Pastrnak (Huberdeau, Andersen) 9:13
- Penalties: None

Second Half

- Pacific Division – Pettersson (M. Tkachuk, Hughes) 1:37
 - Pacific Division – Draisaitl (Giordano) 1:44
 - Atlantic Division – Bertuzzi (Duclair, Weber) 3:15
 - Pacific Division – Pettersson (Hughes, M. Tkachuk) 5:04
 - Pacific Division – Hertl (Draisaitl, McDavid) 7:24 (GWG)
- Penalties: None

Shots on Goal

Atlantic Division (11) 7 – 4
 Pacific Division (20) 9 – 11

Goaltenders

Atlantic Division – Andersen (1st), Vasilevskiy (2nd)
 Pacific Division – Markstrom (1st), Rittich (2nd)

MVP: David Pastrnak

Referees: Francois St-Laurent, Justin St. Pierre

Linesmen: Michel Cormier, Bryan Pancich

Attendance: 18,112

64TH NHL ALL-STAR GAME

SAP Center at San Jose
Jan. 26, 2019

Second Semifinal: Metropolitan Division 7, Atlantic Division 4

First Semifinal: Central Division 10, Pacific Division 4

Central Division All-Stars

Coach: Paul Maurice, WPG

No.	Player	P	Team
40	Dubnyk, Devan	G	MIN
4	Heiskanen, Miro	D	DAL
59	Josi, Roman	D	NSH
88	Kane, Patrick	RW	CHI
92	Landeskog, Gabriel	LW	COL
90	O'Reilly, Ryan	C	STL
96	Rantanen, Mikko	RW	COL
35	Rinne, Pekka	G	NSH
55	Scheifele, Mark	C	WPG
26	Wheeler, Blake	RW	WPG

Pacific Division All-Stars

Coach: Bill Peters, CGY

No.	Player	P	Team
88	Burns, Brent	D	SJS
8	Doughty, Drew	D	LAK
29	Draisaitl, Leon	C	EDM
29	Fleury, Marc-Andre	G	VGK
13	Gaudreau, Johnny	LW	CGY
36	Gibson, John	G	ANA
65	Karlsson, Erik	D	SJS
9	Keller, Clayton	C	ARI
97	McDavid, Connor	C	EDM
8	Pavelski, Joe	C	SJS
40	Pettersson, Elias	C	VAN

Summary

First Half

1. Central Division – Rantanen (O'Reilly) 1:03
 2. Central Division – Landeskog (O'Reilly) 1:33
 3. Pacific Division – Karlsson (Gibson) 4:51
 4. Central Division – Josi (Kane) 5:08
 5. Central Division – Kane (Josi, Wheeler) 5:31
 6. Central Division – Scheifele (O'Reilly) 6:39 (GWG)
 7. Central Division – Rantanen (Landeskog, Josi) 7:50
 8. Central Division – Kane (Wheeler) 8:11
- Penalties: None

Second Half

9. Central Division – Landeskog (Josi, Rantanen) 0:42
 10. Central Division – O'Reilly (unassisted) 2:30
 11. Central Division – Landeskog (Wheeler) 4:36
 12. Pacific Division – Gaudreau (McDavid) 4:47
 13. Pacific Division – Karlsson (Pavelski, Burns) 5:52
 14. Pacific Division – Burns (Pavelski) 6:02
- Penalties: None

Shots on Goal

Central Division (18) 9 – 9
Pacific Division (31) 9 – 22

Goaltenders

Central Division – Rinne (1st), Dubnyk (2nd)
Pacific Division – Gibson (1st), Fleury (2nd)

* * *

Metropolitan Division All-Stars

Coach: Todd Reirden, WSH

No.	Player	P	Team
20	Aho, Sebastian	RW	CAR
13	Atkinson, Cam	RW	CBJ
13	Barzal, Mathew	C	NYI
74	Carlson, John	D	WSH
87	Crosby, Sidney	C	PIT
28	Giroux, Claude	RW	PHI
70	Holtby, Braden	G	WSH
3	Jones, Seth	D	CBJ
58	Letang, Kris	D	PIT
30	Lundqvist, Henrik	G	NYR
21	Palmieri, Kyle	C	NJD

Atlantic Division All-Stars

Coach: Jon Cooper, TBL

No.	Player	P	Team
72	Chabot, Thomas	D	OTT
9	Eichel, Jack	C	BUF
35	Howard, Jimmy	G	DET
86	Kucherov, Nikita	RW	TBL
34	Matthews, Auston	C	TOR
88	Pastrnak, David	RW	BOS
53	Skinner, Jeff	C	BUF
91	Stamkos, Steven	C	TBL
91	Tavares, John	C	TOR
88	Vasilevskiy, Andrei	G	TBL
3	Yandle, Keith	D	FLA

Summary

First Half

1. Metropolitan Division – Crosby (Barzal) 0:15
 2. Metropolitan Division – Jones (Palmieri, Atkinson) 1:56
 3. Atlantic Division – Eichel (Pastrnak) 2:04
 4. Atlantic Division – Stamkos (Tavares) 3:13
 5. Metropolitan Division – Jones (unassisted) 9:40
- Penalties: None

Second Half

6. Atlantic Division – Skinner (Pastrnak) 0:56
 7. Atlantic Division – Tavares (Yandle) 1:28
 8. Metropolitan Division – Crosby (Letang) 3:37
 9. Metropolitan Division – Letang (unassisted) 6:22 (GWG)
 10. Metropolitan Division – Aho (Giroux) 8:08
 11. Metropolitan Division – Atkinson (Crosby) 9:14
- Penalties: None

Shots on Goal

Metropolitan Division (26) 13 – 13
Atlantic Division (20) 7 – 13

Goaltenders

Metropolitan Division – Lundqvist (1st), Holtby (2nd)
Atlantic Division – Vasilevskiy (1st), Howard (2nd)

* * *

AMALIE Arena, Tampa
Jan. 28, 2018**Metropolitan Division All-Stars**

Coach: Todd Reirden, WSH

No.	Player	P	Team
20	Aho, Sebastian	RW	CAR
13	Atkinson, Cam	RW	CBJ
13	Barzal, Mathew	C	NYI
74	Carlson, John	D	WSH
87	Crosby, Sidney	C	PIT
28	Giroux, Claude	RW	PHI
70	Holtby, Braden	G	WSH
3	Jones, Seth	D	CBJ
58	Letang, Kris	D	PIT
30	Lundqvist, Henrik	G	NYR
21	Palmieri, Kyle	C	NJD

Central Division All-Stars

Coach: Paul Maurice, WPG

No.	Player	P	Team
40	Dubnyk, Devan	G	MIN
4	Heiskanen, Miro	D	DAL
59	Josi, Roman	D	NSH
88	Kane, Patrick	RW	CHI
92	Landeskog, Gabriel	LW	COL
90	O'Reilly, Ryan	C	STL
96	Rantanen, Mikko	RW	COL
35	Rinne, Pekka	G	NSH
55	Scheifele, Mark	C	WPG
26	Wheeler, Blake	RW	WPG

Summary*First Half*

1. Metropolitan Division – Barzal (Letang, Crosby) 0:22
 2. Metropolitan Division – Giroux (Carlson) 1:53
 3. Metropolitan Division – Letang (Barzal, Crosby) 3:40
 4. Metropolitan Division – Palmieri (Jones, Aho) 8:16
 5. Metropolitan Division – Crosby (Barzal) 9:55
- Penalties: None

Penalty Shot

Seth Jones (Metropolitan) unsuccessful vs. Devan Dubnyk (Central) 5:51

Second Half

6. Central Division – Landeskog (O'Reilly) 1:15
 7. Central Division – Rantanen (Josi) 3:25
 8. Metropolitan Division – Crosby (Barzal) 4:02 (GWG)
 9. Central Division – O'Reilly (Josi, Kane) 4:38
 10. Metropolitan Division – Aho (Atkinson) 5:35
 11. Metropolitan Division – Atkinson (unassisted) 5:43
 12. Metropolitan Division – Barzal (Crosby, Letang) 7:16
 13. Central Division – Rantanen (Landeskog, O'Reilly) 8:30
 14. Central Division – Wheeler (Rantanen, Landeskog) 8:50
 15. Metropolitan Division – Atkinson (Jones) 9:08
- Penalties: None

*Shots on Goal*Metropolitan Division (22) 11 – 11
Central Division (23) 6 – 17*Goaltenders*Metropolitan Division – Lundqvist (1st), Holtby (2nd)
Central Division – Dubnyk (1st), Rinne (2nd)

MVP: Sidney Crosby

Referees: Dean Morton, Brian Pochmara

Linesmen: Ryan Galloway, Derek Nansen

Attendance: 17,562

First Semifinal: Pacific Division 5, Central Division 2

Pacific Division All-Stars

Coach: Gerard Gallant, VGK

No.	Player	P	Team
6	Boeser, Brock	R	VAN
88	Burns, Brent	D	SJS
8	Doughty, Drew	D	LAK
23	Ekman-Larsson, Oliver	D	ARI
29	Fleury, Marc-Andre	G	VGK
13	Gaudreau, Johnny	LW	CGY
11	Kopitar, Anze	C	LAK
97	McDavid, Connor	C	EDM
18	Neal, James	LW	VGK
67	Rakell, Rickard	RW	ANA
41	Smith, Mike	G	CGY

Central Division All-Stars

Coach: Peter Laviolette, NSH

No.	Player	P	Team
37	Hellebuyck, Connor	G	WPG
88	Kane, Patrick	RW	CHI
3	Klingberg, John	D	DAL
29	MacKinnon, Nathan	C	COL
27	Pietrangelo, Alex	D	STL
35	Rinne, Pekka	G	NSH
10	Schenn, Brayden	C	STL
91	Seguin, Tyler	C	DAL
12	Staal, Eric	C	MIN
76	Subban, P.K.	D	NSH
26	Wheeler, Blake	RW	WPG

Summary*First Half*

1. Central Division – MacKinnon (Wheeler) 1:47
- Penalties: None

Second Half

2. Pacific Division – Doughty (McDavid) 4:13
 3. Pacific Division – Neal (McDavid, Burns) 6:57
 4. Central Division – Subban (MacKinnon) 7:29
 5. Pacific Division – Boeser (Ekman-Larsson, Gaudreau) 8:14 (GWG)
 6. Pacific Division – Burns (McDavid, Smith) 8:38 (EN)
 7. Pacific Division – Neal (McDavid) 9:18 (EN)
- Penalties: None

*Shots on Goal*Pacific Division (14) 10 – 4
Central Division (16) 8 – 8*Goaltenders*Pacific Division – Fleury (1st), Smith (2nd)
Central Division – Rinne (1st), Hellebuyck (2nd)

* * *

Atlantic Division All-Stars

Coach: Jon Cooper, TBL

No.	Player	P	Team
16	Barkov, Aleksander	C	FLA
15	Eichel, Jack	C	BUF
25	Green, Mike	D	DET
65	Karlsson, Erik	D	OTT
86	Kucherov, Nikita	RW	TBL
63	Marchand, Brad	C	BOS
34	Matthews, Auston	C	TOR
21	Point, Brayden	C	TBL
31	Price, Carey	G	MTL
91	Stamkos, Steven	C	TBL
88	Vasilevskiy, Andrei	G	TBL

Metropolitan Division All-Stars

Coach: Barry Trotz, WSH

No.	Player	P	Team
12	Bailey, Josh	C	NYI
11	Boyle, Brian	C	NJD
87	Crosby, Sidney	C	PIT
28	Giroux, Claude	RW	PHI
5	Hanifin, Noah	D	CAR
70	Holtby, Braden	G	WSH
58	Letang, Kris	D	PIT
30	Lundqvist, Henrik	G	NYR
8	Ovechkin, Alex	LW	WSH
91	Tavares, John	C	NYI
8	Werenski, Zach	D	CBJ

Summary

First Half

1. Metropolitan Division – Crosby (Ovechkin) 1:09
 2. Atlantic Division – Matthews (Eichel, Barkov) 5:30
 3. Metropolitan Division – Giroux (Werenski) 7:43
 4. Metropolitan Division – Ovechkin (Crosby) 8:16
 5. Atlantic Division – Kucherov (Karlsson, Stamkos) 8:27
- Penalties: None

Second Half

6. Atlantic Division – Kucherov (Eichel, Karlsson) 2:13
 7. Metropolitan Division – Letang (Tavares, Bailey) 3:17
 8. Atlantic Division – Point (Marchand, Price) 4:33
 9. Atlantic Division – Eichel (Barkov, Matthews) 6:40 (GWG)
 10. Atlantic Division – Marchand (Point, Green) 7:41
 11. Atlantic Division – Kucherov (Stamkos, Karlsson) 7:56
- Penalties: None

Shots on Goal

Atlantic Division (17) 7 – 10
Metropolitan Division (22) 13 – 9

Goaltenders

Atlantic Division – Vasilevskiy (1st), Price (2nd)
Metropolitan Division – Lundqvist (1st), Holtby (2nd)

* * *

Pacific Division All-Stars

Coach: Gerard Gallant, VGK

No.	Player	P	Team
6	Boeser, Brock	R	VAN
88	Burns, Brent	D	SJS
8	Doughty, Drew	D	LAK
23	Ekman-Larsson, Oliver	D	ARI
29	Fleury, Marc-Andre	G	VGK
13	Gaudreau, Johnny	LW	CGY
11	Kopitar, Anze	C	LAK
97	McDavid, Connor	C	EDM
18	Neal, James	LW	VGK
67	Rakell, Rickard	RW	ANA
41	Smith, Mike	G	CGY

Atlantic Division All-Stars

Coach: Jon Cooper, TBL

No.	Player	P	Team
16	Barkov, Aleksander	C	FLA
15	Eichel, Jack	C	BUF
25	Green, Mike	D	DET
65	Karlsson, Erik	D	OTT
86	Kucherov, Nikita	RW	TBL
63	Marchand, Brad	C	BOS
34	Matthews, Auston	C	TOR
21	Point, Brayden	C	TBL
31	Price, Carey	G	MTL
91	Stamkos, Steven	C	TBL
88	Vasilevskiy, Andrei	G	TBL

Summary

First Half

1. Pacific Division – Rakell (Kopitar, Doughty) 0:59
 2. Pacific Division – Boeser (Gaudreau) 5:05
 3. Atlantic Division – Green (Marchand, Point) 6:08
 4. Pacific Division – Doughty (Kopitar, Rakell) 8:35 (GWG)
- Penalties: Gaudreau (PAC), tripping, 8:49

Second Half

5. Pacific Division – Gaudreau (Boeser) 1:51
 6. Atlantic Division – Green (Marchand) 3:26
 7. Pacific Division – Rakell (Burns) 7:24
- Penalties: None

Shots on Goal

Pacific Division (19) 11 – 8
Atlantic Division (11) 4 – 7

Goaltenders

Pacific Division – Fleury (1st), Smith (2nd)
Atlantic Division – Vasilevskiy (1st), Price (2nd)

MVP: Brock Boeser

Referees: Dave Jackson, Wes McCauley
Linesmen: Brian Mach, Mark Shewchuk
Attendance: 19,092

62ND NHL ALL-STAR GAME

STAPLES Center, Los Angeles
Jan. 29, 2017

Second Semifinal: Metropolitan Division 10, Atlantic Division 6

First Semifinal: Pacific Division 10, Central Division 3

Pacific Division All-Stars

Coach: Peter DeBoer, SJS

No.	Player	P	Team
88	Burns, Brent	D	SJS
77	Carter, Jeff	C	LAK
8	Doughty, Drew	D	LAK
4	Fowler, Cam	D	ANA
13	Gaudreau, Johnny	LW	CGY
53	Horvat, Bo	C	VAN
31	Jones, Martin	G	SJS
17	Kesler, Ryan	C	ANA
97	McDavid, Connor	C	EDM
8	Pavelski, Joe	C	SJS
41	Smith, Mike	G	ARI

Central Division All-Stars

Coach: Bruce Boudreau, MIN

No.	Player	P	Team
2	Keith, Duncan	D	CHI
19	Toews, Jonathan	C	CHI
20	Suter, Ryan	D	MIN
29	Laine, Patrik	RW	WPG
29	MacKinnon, Nathan	C	COL
76	Subban, P.K.	D	NSH
88	Kane, Patrick	RW	CHI
91	Seguin, Tyler	C	DAL
91	Tarasenko, Vladimir	RW	STL
40	Dubnyk, Devan	G	MIN
50	Crawford, Corey	G	CHI

Summary

First Half

- Pacific Division – Fowler (Gaudreau, Horvat) 2:57
 - Pacific Division – Carter (Doughty) 3:39
 - Central Division – Toews (unassisted) 7:07
 - Pacific Division – McDavid (Kesler) 7:13
 - Pacific Division – Burns (McDavid) 8:00 (GWG)
 - Pacific Division – Doughty (Pavelski, Carter) 9:49
- Penalties: None

Second Half

- Central Division – Subban (Seguin) 2:14
 - Pacific Division – Gaudreau (Horvat, Fowler) 2:33
 - Pacific Division – Pavelski (Carter, Doughty) 4:15
 - Central Division – Tarasenko (Seguin) 4:39
 - Pacific Division – Kesler (Burns, McDavid) 5:43
 - Pacific Division – Horvat (Fowler) 6:29
 - Pacific Division – Gaudreau (Fowler, Jones) 6:42
- Penalties: None

Shots on Goal

Pacific Division (22) 11 – 11
Central Division (12) 3 – 9

Goaltenders

Pacific Division – Smith (1st), Jones (2nd)
Central Division – Crawford (1st), Dubnyk (2nd)

* * *

Metropolitan Division All-Stars

Coach: Wayne Gretzky

No.	Player	P	Team
13	Atkinson, Cam	RW	CBJ
72	Bobrovsky, Sergei	G	CBJ
87	Crosby, Sidney	C	PIT
27	Faulk, Justin	D	CAR
9	Hall, Taylor	LW	NJD
70	Holtby, Braden	G	WSH
3	Jones, Seth	D	CBJ
27	McDonagh, Ryan	D	NYR
8	Ovechkin, Alex	LW	WSH
17	Simmonds, Wayne	RW	PHI
91	Tavares, John	C	NYI

Atlantic Division All-Stars

Coach: Michel Therrien, MTL

No.	Player	P	Team
6	Weber, Shea	D	MTL
21	Okposo, Kyle	RW	BUF
21	Trocheck, Vincent	C	FLA
34	Matthews, Auston	C	TOR
51	Nielsen, Frans	C	DET
63	Marchand, Brad	C	BOS
65	Karlsson, Erik	D	OTT
77	Hedman, Victor	D	TBL
86	Kucherov, Nikita	RW	TBL
31	Price, Carey	G	MTL
40	Rask, Tuukka	G	BOS

Summary

First Half

- Metropolitan Division – Simmonds (unassisted) 2:12
 - Atlantic Division – Kucherov (Trocheck, Hedman) 4:06
 - Metropolitan Division – Simmonds (unassisted) 4:49
 - Atlantic Division – Hedman (Kucherov, Trocheck) 6:30
 - Atlantic Division – Karlsson (Okposo) 7:13
 - Metropolitan Division – Tavares (Atkinson) 8:45
- Penalties: None

Second Half

- Atlantic Division – Matthews (Marchand, Weber) 0:50
 - Metropolitan Division – Tavares (Atkinson, Faulk) 1:31
 - Metropolitan Division – Jones (Hall) 1:45
 - Metropolitan Division – Hall (unassisted) 1:50
 - Atlantic Division – Kucherov (Trocheck) 3:15
 - Metropolitan Division – Crosby (Faulk, Ovechkin) 6:26 (GWG)
 - Metropolitan Division – Atkinson (Tavares) 6:35
 - Metropolitan Division – Atkinson (Tavares) 7:45 (EN)
 - Atlantic Division – Trocheck (Kucherov) 8:54
 - Metropolitan Division – Ovechkin (Crosby, Faulk) 9:59
- Penalties: None

Shots on Goal

Metropolitan Division (21) 6 – 15
Atlantic Division (25) 10 – 15

Goaltenders

Metropolitan Division – Bobrovsky (1st), Holtby (2nd)
Atlantic Division – Price (1st), Rask (2nd)

* * *

61ST NHL ALL-STAR GAME*

Bridgestone Arena, Nashville

Jan. 31, 2016

* The NHL All-Star Game changed in format to a 3-on-3 tournament, with teams representing each of the four divisions

Metropolitan Division All-Stars

Coach: Wayne Gretzky

No.	Player	P	Team
13	Atkinson, Cam	RW	CBJ
72	Bobrovsky, Sergei	G	CBJ
87	Crosby, Sidney	C	PIT
27	Faulk, Justin	D	CAR
9	Hall, Taylor	LW	NJD
70	Holtby, Braden	G	WSH
3	Jones, Seth	D	CBJ
27	McDonagh, Ryan	D	NYR
8	Ovechkin, Alex	LW	WSH
17	Simmonds, Wayne	RW	PHI
91	Tavares, John	C	NYI

Pacific Division All-Stars

Coach: Peter DeBoer, SJS

No.	Player	P	Team
88	Burns, Brent	D	SJS
77	Carter, Jeff	C	LAK
8	Doughty, Drew	D	LAK
4	Fowler, Cam	D	ANA
13	Gaudreau, Johnny	LW	CGY
53	Horvat, Bo	C	VAN
31	Jones, Martin	G	SJS
17	Kesler, Ryan	C	ANA
97	McDavid, Connor	C	EDM
8	Pavelski, Joe	C	SJS
41	Smith, Mike	G	ARI

Summary*First Half*

1. Pacific Division – Pavelski (Doughty, Carter) 0:22
2. Metropolitan Division – Jones (Hall, Faulk) 1:25
3. Metropolitan Division – Faulk (Tavares) 4:09
4. Pacific Division – McDavid (Kesler) 4:40
5. Pacific Division – Horvat (Gaudreau) 7:52

Second Half

6. Metropolitan Division – Atkinson (unassisted) 4:57
7. Metropolitan Division – Simmonds (Hall) 5:02 (GWG)

Shots on Goal

Metropolitan Division (18) 7 – 11

Pacific Division (17) 12 – 5

Goaltenders

Metropolitan Division – Bobrovsky (1st), Holtby (2nd)

Pacific Division – Jones (1st), Smith (2nd)

MVP: Wayne Simmonds

Referees: Mike Leggo, Kelly Sutherland

Linesmen: Steve Barton, David Brisebois

Attendance: 18,665

First Semifinal: Atlantic Division 4, Metropolitan Division 3

Atlantic Division All-Stars

Coach: Gerard Gallant, FLA

No.	Player	P	Team
37	Bergeron, Patrice	C	BOS
30	Bishop, Ben	G	TBL
5	Ekblad, Aaron	D	FLA
68	Jagr, Jaromir	RW	FLA
65	Karlsson, Erik	D	OTT
47	Komarov, Leo	C	TOR
71	Larkin, Dylan	C	DET
1	Luongo, Roberto	G	FLA
90	O'Reilly, Ryan	C	BUF
91	Stamkos, Steven	C	TBL
76	Subban, P.K.	D	MTL

Metropolitan Division All-Stars

Coach: Barry Trotz, WSH

No.	Player	P	Team
19	Backstrom, Nicklas	C	WSH
27	Faulk, Justin	D	CAR
28	Giroux, Claude	C	PHI
70	Holtby, Braden	G	WSH
92	Kuznetsov, Evgeny	C	WSH
58	Letang, Kris	D	PIT
71	Malkin, Evgeni	C	PIT
27	McDonagh, Ryan	D	NYR
20	Saad, Brandon	LW	CBJ
35	Schneider, Cory	G	NJD
91	Tavares, John	C	NYI

Summary*First Half*

1. Metropolitan Division – Letang (Malkin) 1:01
2. Atlantic Division – Karlsson (Larkin) 3:47
3. Metropolitan Division – Kuznetsov (Faulk) 4:16
4. Atlantic Division – Jagr (Larkin) 9:22

Penalties: None

Second Half

5. Metropolitan Division – Malkin (Saad, Schneider) 0:25
6. Atlantic Division – Ekblad (O'Reilly, Komarov) 2:52
7. Atlantic Division – Subban (Larkin, Bishop) 5:22 (GWG)

Penalties: None

Shots on Goal

Atlantic Division (22) 10 – 22

Metropolitan Division (22) 10 – 22

Goaltenders

Atlantic Division – Luongo (1st), Bishop (2nd)

Metropolitan Division – Holtby (1st), Schneider (2nd)

* * *

Pacific Division All-Stars

Coach: Darryl Sutter, LAK

No.	Player	P	Team
88	Burns, Brent	D	SJS
8	Doughty, Drew	D	LAK
13	Gaudreau, Jonny	LW	CGY
36	Gibson, John	G	ANA
5	Giordano, Mark	D	CGY
4	Hall, Taylor	LW	EDM
8	Pavelski, Joe	C	SJS
10	Perry, Corey	RW	ANA
32	Quick, Jonathan	G	LAK
28	Scott, John	LW	ARI*
22	Sedin, Daniel	LW	VAN

* Captained Pacific Division despite trade from ARI to MTL

Central Division All-Stars

Coach: Lindy Ruff, DAL

No.	Player	P	Team
14	Benn, Jamie	LW	DAL
33	Byfuglien, Dustin	D	WPG
40	Dubnyk, Devan	G	MIN
9	Duchene, Matt	C	COL
59	Josi, Roman	D	NSH
88	Kane, Patrick	RW	CHI
18	Neal, James	LW	NSH
35	Rinne, Pekka	G	NSH
91	Seguin, Tyler	C	DAL
91	Tarasenko, Vladimir	RW	STL
6	Weber, Shea	D	NSH

Summary

First Half

1. Central Division – Neal (Duchene, Weber) 0:26
 2. Pacific Division – Scott (Burns) 0:47
 3. Pacific Division – Pavelski (Sedin, Perry) 5:26
 4. Central Division – Neal (Duchene, Weber) 8:01
 5. Pacific Division – Gaudreau (Giordano, Hall) 8:17
 6. Central Division – Kane (Benn) 9:27
- Penalties: None

Second Half

7. Pacific Division – Sedin (Gibson) 1:49
 8. Pacific Division – Scott (Burns) 3:27
 9. Pacific Division – Hall (Gaudreau) 4:04
 10. Pacific Division – Sedin (Perry, Doughty) 4:28 (GWG)
 11. Central Division – Byfuglien (Seguin, Tarasenko) 4:36
 12. Central Division – Seguin (Byfuglien, Tarasenko) 4:49
 13. Pacific Division – Hall (Gaudreau, Burns) 7:44
 14. Pacific Division – Doughty (Pavelski) 8:45 (EN)
 15. Central Division – Josi (Seguin, Neal) 8:53
- Penalties: None

Shots on Goal

Pacific Division (22) 8 – 14
 Central Division (17) 7 – 10

Goaltenders

Pacific Division – Quick (1st), Gibson (2nd)
 Central Division – Rinne (1st), Dubnyk (2nd)

* * *

Pacific Division All-Stars

Coach: Darryl Sutter, LAK

No.	Player	P	Team
88	Burns, Brent	D	SJS
8	Doughty, Drew	D	LAK
13	Gaudreau, Jonny	LW	CGY
36	Gibson, John	G	ANA
5	Giordano, Mark	D	CGY
4	Hall, Taylor	LW	EDM
8	Pavelski, Joe	C	SJS
10	Perry, Corey	RW	ANA
32	Quick, Jonathan	G	LAK
28	Scott, John	LW	ARI*
22	Sedin, Daniel	LW	VAN

* Captained Pacific Division despite trade from ARI to MTL

Atlantic Division All-Stars

Coach: Gerard Gallant, FLA

No.	Player	P	Team
37	Bergeron, Patrice	C	BOS
30	Bishop, Ben	G	TBL
5	Ekblad, Aaron	D	FLA
68	Jagr, Jaromir	RW	FLA
65	Karlsson, Erik	D	OTT
47	Komarov, Leo	C	TOR
71	Larkin, Dylan	C	DET
1	Luongo, Roberto	G	FLA
90	O'Reilly, Ryan	C	BUF
91	Stamkos, Steven	C	TBL
76	Subban, P.K.	D	MTL

Summary

First Half

Penalties: None

Second Half

1. Pacific Division – Perry (Sedin, Burns) 3:38 (GWG)
- Penalties: None

Shots on Goal

Pacific Division (16) 12 – 4
 Atlantic Division (17) 10 – 7

Goaltenders

Pacific Division – Quick (1st), Gibson (2nd)
 Atlantic Division – Luongo (1st), Bishop (2nd)

MVP: John Scott

Referees: Dan O'Rourke, Ian Walsh
 Linesmen: Jonny Murray, Vaughan Rody
 Attendance: 17,139

60TH NHL ALL-STAR GAME

Team Toews 17, Team Foligno 12
Nationwide Arena, Columbus
Jan. 25, 2015

Team Toews All-Stars

Coach: Peter Laviolette, NSH

No.	Player	P	Team
37	Bergeron, Patrice	C	BOS
50	Crawford, Corey	G	CHI
5	Ekblad, Aaron	D	FLA
26	Elias, Patrik	LW	NJD
27	Faulk, Justin	D	CAR
9	Forsberg, Filip	LW	NSH
13	Gaudreau, Johnny	LW	CGY
15	Getzlaf, Ryan	C	ANA
5	Giordano, Mark	D	CGY
41	Halak, Jaroslav	G	NYI
1	Luongo, Roberto	G	FLA
61	Nash, Rick	LW	NYR
7	Seabrook, Brent	D	CHI
91	Seguin, Tyler	C	DAL
20	Suter, Ryan	D	MIN
91	Tarasenko, Vladimir	RW	STL
91	Tavares, John	C	NYI
19	Toews, Jonathan	C	CHI
93	Voracek, Jakub	RW	PHI
6	Weber, Shea	D	NSH

Team Foligno All-Stars

Coach: Darryl Sutter, LAK

No.	Player	P	Team
88	Burns, Brent	D	SJS
33	Byfuglien, Dustin	D	WPG
8	Doughty, Drew	D	LAK
23	Ekman-Larsson, Oliver	D	ARI
1	Elliott, Brian	G	STL
29	Fleury, Marc-Andre	G	PIT
71	Foligno, Nick	LW	CBJ
28	Girgensons, Zemgus	C	BUF
28	Giroux, Claude	RW	PHI
19	Johansen, Ryan	C	CBJ
88	Kane, Patrick	RW	CHI
2	Keith, Duncan	D	CHI
81	Kessel, Phil	C	TOR
11	Kopitar, Anze	C	LAK
93	Nugent-Hopkins, Ryan	C	EDM
8	Ovechkin, Alex	LW	WSH
31	Price, Carey	G	MTL
6	Ryan, Bobby	RW	OTT
22	Shattenkirk, Kevin	D	STL
91	Stamkos, Steven	C	TBL
17	Vrbata, Radim	RW	VAN

Summary

First Period

1. Team Foligno – Vrbata (Nugent-Hopkins) 3:09
 2. Team Toews – Getzlaf (Tarasenko, Faulk) 6:33
 3. Team Toews – Voracek (Toews, Ekblad) 9:51
 4. Team Foligno – Johansen (Foligno, Shattenkirk) 11:05
 5. Team Toews – Bergeron (Seguin, Elias) 12:17
 6. Team Foligno – Shattenkirk (Nugent-Hopkins, Vrbata) 14:48
 7. Team Foligno – Johansen (Ovechkin, Byfuglien) 16:24
 8. Team Toews – Tavares (Bergeron, Ekblad) 19:03
- Penalties: None

Second Period

9. Team Toews – Suter (Tarasenko, Seguin) 0:24
 10. Team Foligno – Giroux (Kane) 0:32
 11. Team Toews – Seguin (Getzlaf, Tarasenko) 1:22
 12. Team Foligno – Stamkos (Keith) 2:27
 13. Team Toews – Nash (Toews, Voracek) 4:08
 14. Team Toews – Forsberg (Gaudreau, Elias) 5:56
 15. Team Toews – Tavares (Bergeron, Faulk) 8:16
 16. Team Toews – Voracek (Toews, Ekblad) 9:22
 17. Team Foligno – Foligno (Johansen, Ovechkin) 11:59
 18. Team Foligno – Stamkos (Ryan) 16:35
 19. Team Toews – Tavares (Bergeron) 19:00
- Penalties: None

Third Period

20. Team Toews – Nash (Giordano, Voracek) 1:29
 21. Team Foligno – Kane (Giroux, Doughty) 2:15
 22. Team Toews – Tavares (Bergeron, Seabrook) 6:13 (GWG)
 23. Team Toews – Voracek (Toews, Ekblad) 7:30
 24. Team Foligno – Ryan (Stamkos, Ekman-Larsson) 8:23
 25. Team Toews – Seguin (Tarasenko, Weber) 9:26
 26. Team Foligno – Kane (Burns, Giroux) 13:09
 27. Team Toews – Toews (Suter) 14:21
 28. Team Toews – Forsberg (Gaudreau, Voracek) 16:40
 29. Team Foligno – Burns (Ovechkin, Johansen) 18:20
- Penalties: None

Shots on Goal

Team Toews (47) 16 – 16 – 15
Team Foligno (45) 17 – 18 – 10

Goaltenders

Team Toews – Luongo (1st), Crawford (2nd), Halak (3rd)
Team Foligno – Price (1st), Fleury (2nd), Elliott (3rd)

MVP: Ryan Johansen

Referees: Chris Lee, Chris Rooney

Linesmen: Steve Miller, Tony Sericolo

Attendance: 18,901

59TH NHL ALL-STAR GAME

Team Chara 12, Team Alfredsson 9
Scotiabank Place, Ottawa
Jan. 29, 2012

Team Alfredsson All-Stars

Co-Coaches: Todd McLellan, SJS/John Tortorella, NYR

No.	Player	P	Team
11	Alfredsson, Daniel	RW	OTT
39	Couture, Logan	C	SJS
23	Edler, Alexander	D	VAN
1	Elliott, Brian	G	STL
5	Girardi, Dan	D	NYR
28	Giroux, Claude	RW	PHI
19	Hartnell, Scott	LW	PHI
65	Karlsson, Erik	D	OTT
58	Letang, Kris	D	PIT
30	Lundqvist, Henrik	G	NYR
9	Michalek, Milan	LW	OTT
18	Neal, James	LW	PIT
29	Pominville, Jason	RW	BUF
32	Quick, Jonathan	G	LAK
22	Sedin, Daniel	LW	VAN
33	Sedin, Henrik	C	VAN
19	Spezza, Jason	C	OTT
91	Stamkos, Steven	C	TBL
91	Tavares, John	C	NYI
6	Weber, Shea	D	NSH
3	Yandle, Keith	D	PHX

Team Chara All-Stars

Coach: Claude Julien, BOS

No.	Player	P	Team
14	Benn, Jamie	LW	DAL
51	Campbell, Brian	D	FLA
33	Chara, Zdeno	D	BOS
13	Datsyuk, Pavel	C	DET
14	Eberle, Jordan	C	EDM
10	Gaborik, Marian	RW	NYR
81	Hossa, Marian	RW	CHI
35	Howard, Jimmy	G	DET
12	Iginla, Jarome	RW	CGY
88	Kane, Patrick	RW	CHI
81	Kessel, Phil	C	TOR
19	Lupul, Joffrey	RW	TOR
71	Malkin, Evgeni	C	PIT
10	Perry, Corey	RW	ANA
3	Phaneuf, Dion	D	TOR
31	Price, Carey	G	MTL
19	Seguin, Tyler	C	BOS
20	Suter, Ryan	D	NSH
30	Thomas, Tim	G	BOS
44	Timonen, Kimmo	D	PHI
6	Wideman, Dennis	D	WSH

Summary*First Period*

1. Team Chara – Gaborik (Datsyuk) 4:34
 2. Team Chara – Malkin (Iginla) 5:38
 3. Team Chara – Gaborik (Hossa, Suter) 10:09
 4. Team Alfredsson – Spezza (Girardi, Michalek) 10:36
 5. Team Alfredsson – H. Sedin (Hartnell, Letang) 12:51
 6. Team Alfredsson – Tavares (Pominville, Yandle) 13:49
- Penalties: Phaneuf (Team Chara), PS – hooking on breakaway, 16:33

Second Period

7. Team Chara – Gaborik (Hossa, Datsyuk) 1:23
 8. Team Chara – Lupul (Kessel) 3:33
 9. Team Alfredsson – Pominville (Neal, Stamkos) 7:17
 10. Team Alfredsson – Alfredsson (unassisted) 14:33
 11. Team Alfredsson – Alfredsson (D. Sedin, H. Sedin) 16:04
 12. Team Chara – Kane (Eberle) 18:24
- Penalties: None

Third Period

13. Team Chara – Kessel (Campbell) 4:12
 14. Team Alfredsson – Michalek (Tavares, Spezza) 5:21
 15. Team Chara – Iginla (Malkin, Perry) 7:45
 16. Team Alfredsson – Giroux (Hartnell, Couture) 9:40
 17. Team Chara – Hossa (Datsyuk) 12:04
 18. Team Chara – Chara (Gaborik) 12:20 (GWG)
 19. Team Chara – Perry (Iginla, Wideman) 13:26
 20. Team Alfredsson – D. Sedin (H. Sedin, Alfredsson) 14:20
 21. Team Chara – Lupul (Seguin, Kessel) 15:33
- Penalties: None

Shots on Goal

Team Alfredsson (50) 14 – 15 – 21
 Team Chara (44) 12 – 13 – 19

Goaltenders

Team Alfredsson – Lundqvist (1st), Quick (2nd), Elliott (3rd)
 Team Chara – Howard (1st), Price (2nd), Thomas (3rd)

MVP: Marian Gaborik

Referees: Eric Furlatt, Tim Peel

Linesmen: Derek Amell, Brad Kovachik

Attendance: 20,510

58TH NHL ALL-STAR GAME

Team Lidstrom 11, Team Staal 10
 RBC Center, Raleigh, N.C.
 Jan. 30, 2011

Team Staal All-Stars

Coach: Joel Quenneville, CHI

No.	Player	P	Team
42	Backes, David	RW	STL
22	Boyle, Dan	D	SJS
33	Chara, Zdeno	D	BOS
26	Elias, Patrik	LW	NJD
28	Giroux, Claude	RW	PHI
52	Green, Mike	D	WSH
65	Karlsson, Erik	D	OTT
17	Kesler, Ryan	C	VAN
58	Letang, Kris	D	PIT
30	Lundqvist, Henrik	G	NYR
8	Ovechkin, Alex	LW	WSH
61	Nash, Rick	LW	CBJ
10	Perry, Corey	RW	ANA
31	Price, Carey	G	MTL
22	Sedin, Daniel	LW	VAN
10	Sharp, Patrick	RW	CHI
53	Skinner, Jeff	C	CAR
12	Staal, Eric	C	CAR
18	Staal, Marc	D	NYR
26	Stastny, Paul	C	COL
30	Ward, Cam	G	CAR

Team Lidstrom All-Stars

Co-Coaches: Peter Laviolette, PHI/Alain Vigneault, VAN

No.	Player	P	Team
48	Briere, Danny	C	PHI
8	Burns, Brent	D	MIN
33	Byfuglien, Dustin	D	ATL
9	Duchene, Matt	C	COL
21	Eriksson, Loui	LW	DAL
29	Fleury, Marc-Andre	G	PIT
24	Havlat, Martin	RW	MIN
1	Hiller, Jonas	G	ANA
88	Kane, Patrick	RW	CHI
2	Keith, Duncan	D	CHI
81	Kessel, Phil	C	TOR
11	Kopitar, Anze	C	LAK
5	Lidstrom, Nicklas	D	DET
91	Richards, Brad	C	DAL
33	Sedin, Henrik	C	VAN
26	St. Louis, Martin	RW	TBL
91	Stamkos, Steven	C	TBL
30	Thomas, Tim	G	BOS
19	Toews, Jonathan	C	CHI
6	Weber, Shea	D	NSH
3	Yandle, Keith	D	PHX

Summary*First Period*

1. Team Staal – Ovechkin (Chara, Green) 0:50
 2. Team Staal – Stastny (Sharp, Backes) 2:48
 3. Team Staal – Elias (Stastny, Green) 3:20
 4. Team Staal – Giroux (Sharp, Backes) 5:41
 5. Team Lidstrom – Kopitar (Weber) 10:50
 6. Team Lidstrom – Byfuglien (Kane, Keith) 13:17
 7. Team Lidstrom – Eriksson (Toews) 16:07
 8. Team Lidstrom – Duchene (Lidstrom, Weber) 16:30
- Penalties: None

Second Period

9. Team Staal – Sharp (Giroux) 1:18
 10. Team Staal – Letang (D. Sedin, Ovechkin) 6:10
 11. Team Lidstrom – Kopitar (Eriksson, Havlat) 10:08
 12. Team Lidstrom – Stamkos (St. Louis, Richards) 14:11
 13. Team Lidstrom – Briere (H. Sedin, Weber) 15:31
- Penalties: None

Third Period

- 14. Team Staal – E. Staal (Perry, Nash) 3:49
 - 15. Team Staal – Letang (Elias, Skinner) 8:46
 - 16. Team Lidstrom – Briere (H. Sedin, Weber) 9:57
 - 17. Team Lidstrom – Toews (Eriksson, Havlat) 10:45
 - 18. Team Lidstrom – St. Louis (Burns) 13:53
 - 19. Team Staal – Nash (Perry, Chara) 15:11
 - 20. Team Lidstrom – Eriksson (Toews, Havlat) 18:49 (GWG)
 - 21. Team Staal – E. Staal (Boyle, Backes) 19:26
- Penalties: Ovechkin (Team Staal), PS – throw object at puck, 6:13

Shots on Goal

Team Staal (46) 14 – 17 – 15
 Team Lidstrom (45) 14 – 16 – 15

Goaltenders

Team Staal – Ward (1st), Price (2nd), Lundqvist (3rd)
 Team Lidstrom – Fleury (1st), Hiller (2nd), Thomas (3rd)

MVP: Patrick Sharp

Referees: Tom Kowal, Kevin Pollock

Linesmen: Darren Gibbs, Don Henderson

Attendance: 18,680

57TH NHL ALL-STAR GAME

Eastern Conference 12, Western Conference 11 (SO)
 Bell Centre, Montreal
 Jan. 25, 2009

Eastern Conference All-Stars

Coach: Claude Julien, BOS

No.	Player	P	Team
3	Bouwmeester, Jay	D	FLA
7	Carter, Jeff	C	PHI
33	Chara, Zdeno	D	BOS
51	Heatley, Dany	LW	OTT
15	Kaberle, Tomas	D	TOR
44	Komisarek, Mike	D	MTL
17	Kovalchuk, Ilya	LW	ATL
27	Kovalev, Alex	RW	MTL
4	Lecavalier, Vincent	C	TBL
35	Lundqvist, Henrik	G	NYR
71	Malkin, Evgeni	C	PIT
79	Markov, Andrei	D	MTL
8	Ovechkin, Alexander	LW	WSH
9	Parise, Zach	LW	NJD
31	Price, Carey	G	MTL
91	Savard, Marc	C	BOS
26	St. Louis, Martin	RW	TBL
12	Staal, Eric	C	CAR
2	Streit, Mark	D	NYI
30	Thomas, Tim	G	BOS
20	Vanek, Thomas	LW	BUF

Western Conference All-Stars

Coach: Todd McLellan, SJS

No.	Player	P	Team
32	Backstrom, Niklas	G	MIN
22	Boyle, Dan	D	SJS
24	Brown, Dustin	LW	LAK
51	Campbell, Brian	D	CHI
18	Doan, Shane	RW	PHX
15	Getzlaf, Ryan	C	ANA
23	Hejduk, Milan	RW	COL
12	Iginla, Jarome	RW	CGY
88	Kane, Patrick	RW	CHI
1	Luongo, Roberto	G	VAN
10	Marleau, Patrick	C	SJS
9	Modano, Mike	C	DAL
61	Nash, Rick	LW	CBJ
27	Niedermayer, Scott	D	ANA
3	Robidas, Stephane	D	DAL
44	Souray, Sheldon	D	EDM
97	Thornton, Joe	C	SJS
7	Tkachuk, Keith	C	STL
19	Toews, Jonathan	C	CHI
6	Weber, Shea	D	NSH

Summary

First Period

- 1. Western Tkachuk (Nash, Hejduk) 1:16
 - 2. Eastern Ovechkin (Savard) 6:26
 - 3. Eastern Staal (Bouwmeester, Kovalev) 9:30
 - 4. Eastern Kovalev (Kaberle) 16:34
 - 5. Eastern Markov (Ovechkin, Savard) 19:23
 - 6. Western Marleau (Thornton, Niedermayer) 19:48
- Penalties: None

Second Period

- 7. Eastern St. Louis (Kaberle) 1:21
 - 8. Eastern Parise (St. Louis, Streit) 2:11
 - 9. Western Souray (Hejduk) 3:29
 - 10. Western Boyle (Doan, Campbell) 5:14
 - 11. Eastern Malkin (unassisted) 7:45
 - 12. Western Nash (unassisted) 8:27
 - 13. Western Hejduk (Boyle, Nash) 9:02
 - 14. Western Souray (Thornton, Marleau) 10:34
 - 15. Eastern Kovalev (unassisted) 13:35
 - 16. Western Iginla (Thornton, Marleau) 16:46
- Penalties: None

Third Period

- 17. Western Doan (Modano, Brown) 0:32
 - 18. Eastern Heatley (Savard) 2:17
 - 19. Western Toews (Kane, Souray) 2:32
 - 20. Eastern St. Louis (Streit, Bouwmeester) 13:19
 - 21. Western Kane (Getzlaf) 15:19
 - 22. Eastern Bouwmeester (Ovechkin) 16:21
- Penalties: None

Overtime

Goals: None.
 Penalties: Komisarek (East), hooking, 2:22

Shootout

East – Lecavalier (missed), Kovalev (scored), Ovechkin (scored)
 West – Doan (missed), Nash (missed)

Shots on Goal

East (48) 11 – 21 – 13 – 3
 West (54) 11 – 21 – 19 – 3

Goaltenders

East Price (1st), Lundqvist (2nd), Thomas (3rd & OT)
 West Giguere (1st), Backstrom (2nd), Luongo (3rd & OT)

MVP: Alex Kovalev
 Referees: Marc Joannette, Brad Meier
 Linesmen: Greg Devorski, Pierre Racicot
 Attendance: 21,273

56TH NHL ALL-STAR GAME
 Eastern Conference 8, Western Conference 7
 Philips Arena, Atlanta
 Jan. 27, 2008

Eastern Conference All-Stars

Coach: John Paddock, OTT

No.	Player	P	Team
11	Alfredsson, Daniel	RW	OTT
51	Campbell, Brian	D	BUF
33	Chara, Zdeno	D	BOS
39	DiPietro, Rick	G	NYI
19	Gomez, Scott	C	NYR
55	Gonchar, Sergei	D	PIT
18	Hossa, Marian	RW	ATL
15	Kaberle, Tomas	D	TOR
17	Kovalchuk, Ilya	LW	ATL
4	Lecavalier, Vincent	C	TBL
71	Malkin, Evgeni	C	PIT
79	Markov, Andrei	D	MTL
8	Ovechkin, Alexander	LW	WSH
10	Richards, Mike	C	PHI
91	Savard, Marc	C	BOS
9	Spezza, Jason	C	OTT
26	St. Louis, Martin	RW	TBL
12	Staal, Eric	C	CAR
30	Thomas, Tim	G	BOS
44	Timonen, Kimmo	D	PHI
29	Vokoun, Tomas	G	FLA

Western Conference All-Stars

Coach: Mike Babcock, DET

No.	Player	P	Team
19	Arnott, Jason	C	NSH
13	Datsyuk, Pavel	C	DET
9	Gaborik, Marian	RW	MIN
15	Getzlaf, Ryan	C	ANA
10	Horcoff, Shawn	C	EDM
12	Iginla, Jarome	RW	CGY
55	Jovanovski, Ed	D	PHX
2	Keith, Duncan	D	CHI
11	Kopitar, Anze	C	LAK
34	Legace, Manny	G	STL
5	Lidstrom, Nicklas	D	DET
20	Nabokov, Evgeni	G	SJS
61	Nash, Rick	LW	CBJ
27	Niedermayer, Scott	D	ANA
30	Osgood, Chris	G	DET
18	Perry, Corey	RW	ANA
3	Phaneuf, Dion	D	CGY
25	Pronger, Chris	D	ANA
63	Ribeiro, Mike	C	DAL
33	Sedin, Henrik	C	VAN
97	Thornton, Joe	C	SJS

Summary

First Period

1. Western Nash (unassisted) 0:12
 2. Eastern Staal (Campbell, Malkin) 1:20
 3. Eastern Markov (Richards, Hossa) 9:43
 4. Eastern Ovechkin (Spezza, St. Louis) 13:35
 5. Eastern Campbell (Malkin, Lecavalier) 15:10
 6. Eastern Ovechkin (St. Louis, Spezza) 17:49
- Penalties: None

Second Period

7. Western Nash (Datsyuk) 9:34
 8. Western Niedermayer (Thornton, Sedin) 15:08
- Penalties: None

Third Period

9. Western Getzlaf (Jovanovski) 0:41
 10. Western Nash (Iginla) 1:56
 11. Eastern Hossa (Gomez, Chara)
 12. Western Phaneuf (Getzlaf, Arnott) 5:07
 13. Western Gaborik (Sedin) 10:57
 14. Eastern Staal (Kovalchuk, Savard) 12:35
 15. Eastern Savard (Campbell, Staal) 19:39 (GWG)
- Penalties: None

Shots on Goal

East (33) 16 – 8 – 9
 West (51) 13 – 20 – 18

Goaltenders

East DiPietro (1st), Vokoun (2nd), Thomas (3rd)
 West Osgood (1st), Nabokov (2nd), Legace (3rd)

MVP: Eric Staal

Referees: Rob Martell, Brad Watson

Linesmen: Pat Dapuzzo, Lyle Seitz

Attendance: 18,644

55TH NHL ALL-STAR GAME

Western Conference 12, Eastern Conference 9
 American Airlines Center, Dallas
 Jan. 24, 2007

Eastern Conference All-Stars

Coach: Lindy Ruff, BUF

No.	Player	P	Team
55	Blake, Jason	LW	NYI
3	Bouwmeester, Jay	D	FLA
48	Briere, Daniel	C	BUF
30	Brodeur, Martin	G	NJD
51	Campbell, Brian	D	BUF
33	Chara, Zdeno	D	BOS
87	Crosby, Sidney	C	PIT
12	Gagne, Simon	LW	PHI
16	Heatley, Dany	LW	OTT
18	Hossa, Marian	RW	ATL
39	Huet, Cristobal	G	MTL
15	Kaberle, Tomas	D	TOR
4	Lecavalier, Vincent	C	TBL
30	Miller, Ryan	G	BUF
8	Ovechkin, Alexander	LW	WSH
28	Rafalski, Brian	D	NJD
14	Shanahan, Brendan	LW	NYR
44	Souray, Sheldon	D	MTL
26	St. Louis, Martin	RW	TBL
21	Staal, Eric	C	CAR
11	Williams, Justin	RW	CAR

Western Conference All-Stars

Coach: Randy Carlyle, ANA

No.	Player	P	Team
43	Boucher, Philippe	D	DAL
14	Cheechoo, Jonathan	RW	SJS
13	Guerin, Bill	RW	STL
24	Havlat, Martin	RW	CHI
55	Jovanovski, Ed	D	PHX
34	Kiprusoff, Miikka	G	CGY
5	Lidstrom, Nicklas	D	DET
1	Luongo, Roberto	G	VAN
10	Marleau, Patrick	C	SJS
20	McDonald, Andy	C	ANA
61	Nash, Rick	LW	CBJ
94	Perreault, Yanic	C	PHX
3	Phaneuf, Dion	D	CGY
12	Rolston, Brian	LW	MIN
19	Sakic, Joe	C	COL
8	Selanne, Teemu	RW	ANA
93	Smyth, Ryan	LW	EDM
97	Thornton, Joe	C	SJS
44	Timonen, Kimmo	D	NSH
35	Turco, Marty	G	DAL
17	Visnovsky, Lubomir	D	LAK

Summary*First Period*

1. Eastern Briere (Heatley, Hossa) 3:38
 2. Western Perreault (Rolston, Guerin) 5:08
 3. Western Selanne (unassisted) 6:17
 4. Eastern St. Louis (Lecavalier, Rafalski) 13:07
 5. Eastern Staal (Williams, Blake) 13:43
 6. Western Visnovsky (Sakic, Nash) 18:55
- Penalties: None

Second Period

7. Western Marleau (Cheechoo, Lidstrom) 2:41
 8. Eastern Williams (Blake) 5:19
 9. Eastern Chara (Briere, Rafalski) 6:29
 10. Western Rolston (unassisted) 8:30
 11. Western Nash (Sakic, Phaneuf) 10:40
 12. Western Havlat (Sakic, Nash) 11:34
 13. Western Perreault (Guerin, Rolston) 12:47
 14. Eastern Ovechkin (Briere, Souray) 13:32
 15. Western Rolson (Jovanovski) 18:58
- Penalties: None

Third Period

16. Eastern Heatley (Briere, Hossa) 2:01
 17. Western Nash (Sakic, Havlat) 7:12 (GWG)
 18. Eastern Chara (Hossa, Briere) 10:37
 19. Western Havlat (Smyth, Jovanovski) 19:00
 20. Eastern Souray (Hossa, Heatley) 19:25
 21. Western Phaneuf (Visnovsky) 19:48
- Penalties: None

Shots on Goal

East (38) 12 – 11 – 15
 West (39) 12 – 16 – 11

Goaltenders

East Miller (1st), Brodeur (2nd), Huet (3rd)
 West Luongo (1st), Kiprusoff (2nd), Turco (3rd)

MVP: Daniel Briere

Referees: Greg Kimmery, Mike Leggo

Linesmen: Lonnie Cameron, Jay Sharrers

Attendance: 18,532

54TH NHL ALL-STAR GAME

Eastern Conference 6, Western Conference 4

Xcel Energy Center, St. Paul, Minn.

Feb. 8, 2004

Eastern Conference All-Stars

Coach: Pat Quinn, TOR

No.	Player	P	Team
9	Alfredsson, Daniel	W	OTT
3	Aucoin, Adrian	D	NYI
45	Boynton, Nick	D	BOS
30	Brodeur, Martin	G	NJD
68	Jagr, Jaromir	W	NYR
17	Kovalchuk, Ilya	W	ATL
23	Kubina, Pavel	D	TBL
20	Lang, Robert	C	WSH
1	Luongo, Roberto	G	FLA
11	Messier, Mark	C	NYR
72	Murray, Glen	W	BOS
27	Niedermayer, Scott	D	NJD
25	Primeau, Keith	C	PHI
28	Rafalski, Brian	D	NJD
7	Roberts, Gary	W	TOR
97	Roenick, Jeremy	C	PHI
26	St. Louis, Martin	W	TBL
44	Souray, Sheldon	D	MTL
13	Sundin, Mats	C	TOR
60	Theodore, Jose	G	MTL
19	Thornton, Joe	C	BOS

Western Conference All-Stars

Coach: Dave Lewis, DET

No.	Player	P	Team
44	Bertuzzi, Todd	RW	VAN
4	Blake, Rob	D	COL
26	Datsyuk, Pavel	C	DET
20	Doan, Shane	W	PHX
13	Guerin, Bill	W	DAL
12	Iginla, Jarome	W	CGY
17	Kuba, Filip	D	MIN
5	Lidstrom, Nicklas	D	DET
21	Marleau, Patrick	C	SJS
9	Modano, Mike	C	DAL
61	Nash, Rick	W	CBJ
91	Naslund, Markus	W	VAN
14	Norstrom, Mattias	D	LAK
30	Roloson, Dwayne	G	MIN
24	Pronger, Chris	D	STL
19	Sakic, Joe	C	COL
45	Tanguay, Alex	W	COL
45	Timonen, Kimmo	D	NSH
7	Tkachuk, Keith	W	STL
29	Vokoun, Tomas	G	NSH
35	Turco, Marty	G	DAL

Summary*First Period*

1. Eastern Aucoin (Jagr, Messier) 5:44
 2. Western Sakic (Naslund, Bertuzzi) 13:37
- Penalties: None

Second Period

3. Eastern Alfredsson (unassisted) 0:51
 4. Western Sakic (Naslund, Bertuzzi) 5:44
 5. Western Doan (Lidstrom, Tkachuk) 13:02
 6. Eastern Messier (Niedermayer, Lang) 13:48
 7. Eastern Roberts (Alfredsson, Sundin) 14:41
 8. Eastern Alfredsson (Sundin, Roberts) 18:04 (GWG)
- Penalties: None

Third Period

9. Eastern Kovalchuk (Souray) 4:03
 10. Western Sakic (Naslund) 7:22
- Penalties: None

Shots on Goal

East (29) 10 – 12 – 7
West (32) 11 – 12 – 9

Goaltenders

East Brodeur (1st), Theodore (2nd), Luongo (3rd)
West Turco (1st), Vokoun (2nd), Roloson (3rd)

MVP: Joe Sakic

Referees: Blaine Angus, Stephen Walkom

Linesmen: Scott Driscoll, Thor Nelson

Attendance: 19,434

53RD NHL ALL-STAR GAME

Western Conference 6, Eastern Conference 5 (SO)
Office Depot Center, Sunrise, FLA.
Feb. 2, 2003

Eastern Conference All-Stars

Coach: Jacques Martin, OTT

No.	Player	P	Team
30	Brodeur, Martin	G	NJD
3	Chara, Zdeno	D	OTT
55	Gonchar, Sergei	D	WSH
22	Hamrik, Roman	D	NYI
15	Heatley, Dany	RW	ATL
18	Hossa, Marian	RW	OTT
68	Jagr, Jaromir	RW	WSH
12	Jokinen, Olli	C	FLA
35	Khabibulin, Nikolai	G	TBL
27	Kovalev, Alexei	RW	PIT
40	Lalime, Patrick	G	OTT
8	Lecavalier, Vincent	C	TBL
72	Murray, Glen	RW	BOS
44	Ozolinsh, Sandis	D	FLA
92	O'Neill, Jeff	RW	CAR
5	Poti, Tom	D	NYR
97	Roenick, Jeremy	C	PHI
26	St. Louis, Martin	RW	TBL
81	Satan, Miroslav	RW	BUF
4	Stevens, Scott	D	NJD
19	Thornton, Joe	C	BOS

Western Conference All-Stars

Coach: Marc Crawford, VAN

No.	Player	P	Team
44	Bertuzzi, Todd	RW	VAN
4	Blake, Rob	D	COL
3	Brewer, Eric	D	EDM
91	Fedorov, Sergei	C	DET
21	Forsberg, Peter	C	COL
11	Gaborik, Marian	RW	MIN
13	Guerin, Bill	RW	DAL
12	Iginla, Jarome	RW	CGY
55	Jovanovski, Ed	D	VAN
16	Kariya, Paul	LW	ANA
5	Lidstrom, Nicklas	D	DET
2	MacInnis, Al	D	STL
9	Modano, Mike	C	DAL
19	Naslund, Markus	LW	VAN
33	Roy, Patrick	G	COL
10	Schneider, Mathieu	D	LAK
8	Selanne, Teemu	RW	SJS
41	Thibault, Jocelyn	G	CHI
35	Turco, Marty	G	DAL
39	Weight, Doug	C	STL
14	Whitney, Ray	LW	CBJ

Summary

First Period

1. Eastern Heatley (Hamrik) 5:39
 2. Western Forsberg (Naslund, Lidstrom) 7:14
 3. Western Modano (Whitney, Schneider) 8:58
 4. Eastern Heatley (Jagr, Jokinen) 10:26
 5. Western Gaborik (Schneider, Fedorov) 15:55
- Penalties: None

Second Period

6. Eastern Heatley (Jokinen) 2:47
 7. Western Jovanovski (Iginla, Gaborik) 12:12
 8. Eastern Heatley (Jokinen, Jagr) 13:58
- Penalties: None

Third Period

9. Western MacInnis (Fedorov, Gaborik) 1:26
 10. Eastern Jokinen (Jagr, Heatley) 9:38
- Penalties: None

Overtime

Goals: None.
Penalties: None

Shootout

East – Kovalev (missed), Heatley (scored), Satan (missed), Jokinen (missed)
West – Fedorov (missed), Naslund (scored), Guerin (scored), Kariya (scored)

Shots on Goal

East (34) 11 – 12 – 8 – 3
West (42) 14 – 9 – 14 – 5

Goaltenders

East Khabibulin (1st), Brodeur (2nd), Lalime (3rd & OT)
West Roy (1st), Thibault (2nd), Turco (3rd & OT)

MVP: Dany Heatley

Referees: Dennis LaRue, Dan O'Hallaran

Linesmen: Jean Morin, Tim Nowak

Attendance: 19,250

52ND NHL ALL-STAR GAME

World All-Stars 8, North America All-Stars 5
STAPLES Center, Los Angeles
Feb. 2, 2002

World All-Stars

Coach: Scotty Bowman, DET

No.	Player (Country)	P	Team
38	Demitra, Pavol (SLO)	LW	STL
27	Elias, Patrik (CZE)	LW	NJD
91	Fedorov, Sergei (RUS)	C	DET
55	Gonchar, Sergei (RUS)	D	WSH
39	Hasek, Dominik (CZE)	G	DET
68	Jagr, Jaromir (CZE)	LW	WSH
15	Kaberle, Tomas (CZE)	D	TOR
24	Kapanen, Sami (FIN)	LW	CAR
53	Khabibulin, Nikolai (RUS)	G	TBL
21	Knutsen, Espen (Nor)	C	CBJ
5	Lidstrom, Nicklas (SWE)	D	DET
4	Modry, Jaroslav (CZE)	D	LAK
19	Naslund, Markus (SWE)	RW	VAN
18	Ozolinsh, Sandis (LAT)	D	FLA
33	Palfy, Zigmund (SLO)	RW	LAK
35	Salo, Tommy (SWE)	G	EDM
8	Selanne, Teemu (FIN)	RW	SJS
13	Sundin, Mats (SWE)	C	TOR
79	Yashin, Alexei (RUS)	C	NYI
70	Zhamnov, Alexei (RUS)	D	CHI
44	Zhitnik, Alexei (RUS)	C	BUF

North America All-Stars

Coach: Pat Quinn, TOR

No.	Player (Country)	P	Team
4	Blake, Rob (CAN)	D	COL
1	Burke, Sean (CAN)	G	PHX
24	Chelios, Chris (USA)	D	DET
25	Damphousse, Vincent (CAN)	C	SJS
55	Daze, Eric (CAN)	LW	CHI
12	Iginla, Jarome (CAN)	RW	CGY
5	Jovanovski, Ed (CAN)	D	VAN
9	Kariya, Paul (CAN)	LW	ANA
2	Leetch, Brian (USA)	D	NYR
66	Lemieux, Mario (CAN)	C	PIT
11	Nolan, Owen (CAN)	RW	SJS
37	Parrish, Mark (USA)	RW	NYI
44	Pronger, Chris (CAN)	D	STL
6	Redden, Wade (CAN)	D	OTT
97	Roenick, Jeremy (USA)	C	PHI
33	Roy, Patrick (CAN)	G	COL
19	Sakic, Joe (CAN)	C	COL
14	Shanahan, Brenden (CAN)	LW	DET
60	Theodore, Jose (CAN)	G	MTL
91	Thornton, Joe (CAN)	C	BOS
16	York, Mike (USA)	LW	NYR

Summary*First Period*

1. North America Damphousse (Blake) 0:35
 2. North America Jovanovski (Damphousse, Daze) 10:06
 3. World Selanne (Zhamnov) 13:10
 4. North America Daze (unassisted) 15:05
 5. World Selanne (Kapanen, Kaberle) 16:52
- Penalties: None

Second Period

6. North America Lemieux (Kariya) 2:02
 7. World Naslund (Knutsen) 5:26
 8. North America Daze (Pronger, Damphousse) 11:33
- Penalties: None

Third Period

9. World Knutsen (Sundin, Naslund) 7:52
 10. World Fedorov (Gonchar) 16:59
 11. World Naslund (Sundin) 18:17 (GWG)
 12. World Zhamnov (Yashin) 19:12 (EN)
 13. World Kapanen (Elias, Ozolinsh) 19:56 (EN)
- Penalties: None

Shots on Goal

World (39) 14 – 9 – 16
 North America (50) 13 – 17 – 20

Goaltenders

World Hasek (1st), Salo (2nd), Khabibulin (3rd)
 North America Roy (1st), Theodore (2nd), Burke (3rd)

MVP: Eric Daze

Referees: Dave Jackson, Don Van Massenhoven

Linesmen: Andy McElman, Mark Pare

Attendance: 18,118

51ST NHL ALL-STAR GAME

North America All-Stars 14, World All-Stars 12

Pepsi Center, Denver

Feb. 4, 2001

World All-Stars

Coach: Jacques Martin, OTT

No.	Player (Country)	P	Team
14	Bonk, Radek (CZE)	C	OTT
10	Bure, Pavel (RUS)	RW	FLA
32	Cechmanek, Roman (CZE)	G	PHI
91	Fedorov, Sergei (RUS)	C	DET
21	Forsberg, Peter (SWE)	C	COL
55	Gonchar, Sergei (RUS)	D	WSH
39	Hasek, Dominik (CZE)	G	BUF
23	Hejduk, Milan (CZE)	RW	COL
18	Hossa, Marian (SLO)	RW	OTT
72	Kovalev, Alexei (RUS)	RW	PIT
5	Lidstrom, Nicklas (SWE)	D	DET
34	Modin, Fredrik (SWE)	LW	TBL
35	Nabokov, Evgeni (Kaz)	G	SJS
19	Naslund, Markus (SWE)	LW	VAN
44	Niinimaa, Janne (FIN)	D	EDM
27	Numminen, Teppo (FIN)	D	PHX
8	Ozolinsh, Sandis (LAT)	D	CAR
33	Palfy, Zigmund (SLO)	RW	LAK
11	Ragnarsson, Marcus (SWE)	D	SJS
15	Samsonov, Sergei (RUS)	LW	BOS
13	Sundin, Mats (SWE)	C	TOR

North America All-Stars

Coach: Joel Quenneville, STL

No.	Player (Country)	P	Team
41	Allison, Jason (CAN)	C	BOS
10	Amonte, Tony (USA)	RW	CHI
28	Audette, Donald (CAN)	RW	ATL
3	Blake, Rob (CAN)	D	LAK
77	Bourque, Ray (CAN)	D	COL
30	Brodeur, Martin (CAN)	G	NJD
1	Burke, Sean (CAN)	G	PHX
14	Fleury, Theoren (CAN)	RW	NYR
12	Gagne, Simon (CAN)	C	PHI
13	Guerin, Bill (USA)	RW	BOS
16	Hull, Brett (USA)	RW	DAL
55	Jovanovski, Ed (CAN)	D	VAN
9	Kariya, Paul (CAN)	LW	ANA
5	Leetch, Brian (USA)	D	NYR
66	Lemieux, Mario (CAN)	C	PIT
27	Niedermayer, Scott (CAN)	D	NJD
20	Robitaille, Luc (CAN)	LW	LAK
33	Roy, Patrick (CAN)	G	COL
19	Sakic, Joe (CAN)	C	COL
4	Stevens, Scott (CAN)	D	NJD
39	Weight, Doug (USA)	C	EDM

Summary*First Period*

1. North America Fleury (Kariya, Stevens) 0:49
 2. World Sundin (Modin, Lidstrom) 8:01
 3. North America Guerin (Weight) 11:22
 4. North America Robitaille (Allison, Blake) 12:00
 5. World Sundin (Modin, Numminen) 17:05
 6. World Forsberg (Samsonov) 17:26
- Penalties: None

Second Period

- 7. World Naslund (Gonchar, Hossa) 2:40
 - 8. North America Amonte (Weight) 3:25
 - 9. North America Lemieux (Stevens) 4:53
 - 10. North America Sakic (Kariya, Fleury) 6:59
 - 11. World Samsonov (Forsberg, Lidstrom) 8:08
 - 12. North America Amonte (Guerin, Leetch) 8:36
 - 13. North America Guerin (Amonte) 14:36
 - 14. World Palfy (Modin, Sundin) 17:01
 - 15. North America Robitaille (Audette) 18:13
 - 16. World Fedorov (Bure, Kovalev) 19:35
- Penalties: None

Third Period

- 17. World Hejduk (Ozolinsh, Forsberg) 1:05
 - 18. North America Weight (Amonte, Guerin) 2:56
 - 19. North America Gagne (Lemieux, Hull) 5:16
 - 20. World Bonk (Naslund, Hossa) 5:50
 - 21. World Fedorov (Bure, Numminen) 8:55
 - 22. North America Fleury (Kariya) 12:03
 - 23. World Kovalev (Sundin, Gonchar) 13:57
 - 24. North America Gagne (unassisted) 17:07 (GWG)
 - 25. North America Guerin (Jovanovski, Weight) 17:58
 - 26. World Lidstrom (Palfy, Modin) 19:59
- Penalties: None

Shots on Goal

World (45) 11 – 11 – 23
 North America (53) 17 – 20 – 16

Goaltenders

World Hasek (1st), Cechmanek (2nd), Nabokov (3rd)
 North America Roy (1st), Burke (2nd), Brodeur (3rd)

MVP: Bill Guerin

Referees: Mick McGeough, Richard Trottier

Linesmen: Randy Mitton, Mark Wheler

Attendance: 18,646

50TH NHL ALL-STAR GAME

World All-Stars 9, North America All-Stars 4
 Air Canada Centre, Toronto
 Feb. 6, 2000

World All-Stars

Coach: Scotty Bowman, DET

No.	Player (Country)	P	Team
14	Bonk, Radek (CZE)	C	OTT
10	Bure, Pavel (RUS)	RW	FLA
20	Bure, Valeri (RUS)	RW	CGY
2	Buzek, Petr (CZE)	D	ATL
28	Czerkawski, Mariusz (POL)	RW	NYI
38	Demitra, Pavol (SLO)	RW	STL
29	Elias, Patrik (CZE)	LW	NJD
22	Hejduk, Milan (CZE)	RW	COL
68	Jagr, Jaromir (CZE)	RW	PIT
24	Kapanen, Sami (FIN)	RW	CAR
37	Kolzig, Olaf (GER)	G	WSH
25	Kozlov, Viktor (RUS)	C	FLA
5	Lidstrom, Nicklas (SWE)	D	DET
27	Numminen, Teppo (FIN)	D	PHX
18	Ozolinsh, Sandis (LAT)	D	COL
26	Rucinsky, Martin (CZE)	LW	MTL
35	Salo, Tommy (SWE)	G	EDM
81	Satan, Miroslav (SLO)	LW	BUF
8	Selanne, Teemu (FIN)	RW	ANA
13	Sundin, Mats (SWE)	C	TOR
23	Svoboda, Petr (CZE)	D	TBL
1	Turek, Roman (CZE)	G	STL
36	Yushkevich, Dmitry (RUS)	D	TOR
56	Zubov, Sergei (RUS)	D	DAL

North America All-Stars

Coach: Pat Quinn, TOR

No.	Player (Country)	P	Team
10	Amonte, Tony (USA)	RW	CHI
4	Blake, Rob (CAN)	D	LAK
77	Bourque, Ray (CAN)	D	BOS
30	Brodeur, Martin (CAN)	G	NJD
24	Chelios, Chris (USA)	D	DET
37	Desjardins, Eric (CAN)	D	PHI
23	Gomez, Scott (USA)	C	NJD
6	Housley, Phil (USA)	D	CGY
31	Joseph, Curtis (CAN)	G	TOR
9	Kariya, Paul (CAN)	LW	ANA
16	LeClair, John (USA)	LW	PHI
88	Lindros, Eric (CAN)	C	PHI
2	MacInnis, Al (CAN)	D	STL
11	Messier, Mark (CAN)	C	VAN
27	Modano, Mike (USA)	C	DAL
13	Nolan, Owen (CAN)	RW	SJS
44	Pronger, Chris (CAN)	D	STL
8	Recchi, Mark (CAN)	RW	PHI
35	Richter, Mike (USA)	G	NYR
97	Roenick, Jeremy (USA)	C	PHX
91	Sakic, Joe (CAN)	C	COL
14	Shanahan, Brendan (CAN)	LW	DET
3	Stevens, Scott (CAN)	D	NJD
15	Whitney, Ray (CAN)	LW	FLA
19	Yzerman, Steve (CAN)	C	DET

Summary

First Period

- 1. World Demitra (Yushkevich, Elias) 3:12
 - 2. World Jagr (Rucinsky) 10:50
 - 3. North America Sakic (Whitney, Recchi) 13:56
 - 4. World Yushkevich (Kozlov, P. Bure) 14:35
 - 5. North America Roenick (Modano) 19:30
- Penalties: None

Second Period

- 6. World P. Bure (V. Bure) 0:33
 - 7. World P. Bure (V. Bure, Kozlov) 8:38 (GWG)
 - 8. North America Amonte (Modano, Bourque) 12:14
 - 9. North America Whitney (Desjardins, Messier) 17:08
- Penalties: None

Third Period

- 10. World Demitra (Hejduk, Elias) 8:52
 - 11. World P. Bure (Lidstrom, Kozlov) 9:31
 - 12. World Satan (Czerkawski, Bonk) 10:51
 - 13. World Bonk (Jagr, Rucinsky) 19:28
- Penalties: Ozolinsh (World), hooking, 5:51

Shots on Goal

World (48) 20 – 13 – 15
 North America (32) 13 – 11 – 8

Goaltenders

World Turek (1st), Salo (2nd), Kolzig (3rd)
 North America Joseph (1st), Brodeur (2nd), Richter (3rd)

MVP: Pavel Bure

Referees: Kerry Fraser, Don Koharski

Linesmen: Gerard Gauthier, Ray Scapinello

Attendance: 19,300

49TH NHL ALL-STAR GAME

North America All-Stars 8, World All-Stars 6
Ice Palace, Tampa Bay
Jan. 24, 1999

World All-Stars

Coach: Lindy Ruff, BUF

No.	Player (Country)	P	Team
12	Bondra, Peter (SLO)	RW	WSH
38	Demitra, Pavol (SLO)	LW	STL
21	Forsberg, Peter (SWE)	C	COL
22	Hamrlík, Roman (CZE)	D	EDM
39	Hasek, Dominik (CZE)	G	BUF
16	Holík, Bobby (CZE)	C	NJD
1	Irbe, Arturs (LAT)	G	CAR
68	Jagr, Jaromir (CZE)	RW	PIT
35	Khabibulin, Nikolai (RUS)	G	PHX
80	Khristich, Dmitri (RUS)	LW	BOS
25	Krivokrasov, Sergei (RUS)	RW	NSH
5	Lidstrom, Nicklas (SWE)	D	DET
9	Naslund, Markus (SWE)	RW	VAN
14	Norstrom, Mattias (SWE)	D	LAK
27	Numminen, Teppo (FIN)	D	PHX
2	Ohlund, Mattias (SWE)	D	VAN
8	Selanne, Teemu (FIN)	RW	ANA
82	Straka, Martin (CZE)	C	PIT
20	Sturm, Marco (GER)	C	SJS
13	Sundin, Mats (SWE)	C	TOR
19	Yashin, Alexei (RUS)	C	OTT
44	Zhitnik, Alexei (RUS)	D	BUF
56	Zubov, Sergei (RUS)	D	DAL

North America All-Stars

Coach: Ken Hitchcock, DAL

No.	Player (Country)	P	Team
12	Amonte, Tony (USA)	RW	CHI
20	Belfour, Ed (CAN)	G	DAL
3	Blake, Rob (CAN)	D	LAK
77	Bourque, Ray (CAN)	D	BOS
30	Brodeur, Martin (CAN)	G	NJD
17	Clark, Wendel (CAN)	LW	TBL
74	Fleury, Theoren (CAN)	RW	CGY
99	Gretzky, Wayne (CAN)	C	NYR
9	Kariya, Paul (CAN)	LW	ANA
10	LeClair, John (USA)	LW	PHI
88	Lindros, Eric (CAN)	C	PHI
2	MacInnis, Al (CAN)	D	STL
27	Modano, Mike (USA)	C	DAL
55	Murphy, Larry (CAN)	D	DET
22	Primeau, Keith (CAN)	C	CAR
44	Pronger, Chris (CAN)	D	STL
8	Recchi, Mark (CAN)	RW	MTL
21	Robitaille, Luc (CAN)	LW	LAK
97	Roenick, Jeremy (USA)	C	PHX
14	Shanahan, Brendan (CAN)	LW	DET
4	Stevens, Scott (CAN)	D	NJD
5	Sydor, Darryl (CAN)	D	DAL
7	Tkachuk, Keith (USA)	LW	PHX
31	Tugnutt, Ron (CAN)	G	OTT

Summary

First Period

1. North America Modano (Robitaille, Pronger) 4:09
 2. World Sturm (Forsberg, Sundin) 9:42
 3. North America Robitaille (Roenick, Clark) 10:06
 4. North America Kariya (Amonte, Modano) 16:45
 5. North America Recchi (Gretzky, Fleury) 17:18
- Penalties: MacInnis (North America), tripping, 7:22

Second Period

6. North America Bourque (Modano) 0:17
 7. North America Gretzky (Fleury, Pronger) 1:14
 8. World Selanne (Yashin, Irbe) 2:02
 9. World Demitra (Zhitnik, Sundin) 8:59
 10. North America Blake (Gretzky, Recchi) 14:23 (GWG)
 11. World Ohlund (Sundin, Naslund) 15:08
- Penalties: None

Third Period

12. World Sundin (Ohlund, Jagr) 2:57
 13. North America Sydor (Modano, Amonte) 4:02
 14. World Zubov (Khristich, Holik) 4:20
- Penalties: None

Shots on Goal

World (36) 9 – 15 – 12
North America (49) 19 – 15 – 15

Goaltenders

World Hasek (1st), Irbe (2nd), Khabibulin (3rd)
North America Brodeur (1st), Tugnutt (2nd), Belfour (3rd)

MVP: Wayne Gretzky

Referee: Paul Devorski

Linesmen: Pierre Champoux, Brian Murphy

Attendance: 19,758

48TH NHL ALL-STAR GAME

North America All-Stars 8, World All-Stars 7
GM Place, Vancouver
Jan. 18, 1998

World All-Stars

Coach: Ken Hitchcock, DAL

No.	Player (Country)	P	Team
11	Alfredsson, Daniel (SWE)	RW	OTT
12	Bondra, Peter (SLO)	RW	WSH
10	Bure, Pavel (RUS)	RW	VAN
2	Fetisov, Viacheslav (RUS)	D	DET
21	Forsberg, Peter (SWE)	C	COL
39	Hasek, Dominik (CZE)	G	BUF
16	Holík, Bobby (CZE)	C	NJD
68	Jagr, Jaromir (CZE)	RW	PIT
18	Kamensky, Valeri (RUS)	LW	COL
35	Khabibulin, Nikolai (RUS)	G	PHX
9	Koivu, Saku (FIN)	C	MTL
37	Kolzig, Olaf (GER)	G	WSH
29	Kravchuk, Igor (RUS)	D	OTT
17	Kurri, Jari (FIN)	RW	COL
7	Larionov, Igor (RUS)	C	DET
26	Lehtinen, Jere (FIN)	RW	DAL
5	Lidstrom, Nicklas (SWE)	D	DET
15	Mironov, Dmitri (RUS)	D	ANA
6	Ozolinsh, Sandis (LAT)	D	COL
24	Palfy, Zigmund (SLO)	RW	NYI
8	Selanne, Teemu (FIN)	RW	ANA
13	Sundin, Mats (SWE)	C	TOR
56	Zubov, Sergei (RUS)	D	DAL

North America All-Stars
Coach: Jacques Lemaire, NJD

No.	Player (Country)	P	Team
12	Amonte, Tony (USA)	RW	CHI
20	Belfour, Ed (CAN)	G	DAL
77	Bourque, Ray (CAN)	D	BOS
30	Brodeur, Martin (CAN)	G	NJD
7	Chelios, Chris (USA)	D	CHI
27	Corson, Shayne (CAN)	LW	MTL
74	Fleury, Theoren (CAN)	RW	CGY
99	Gretzky, Wayne (CAN)	C	NYR
10	LeClair, John (USA)	LW	PHI
2	Leetch, Brian (USA)	D	NYR
88	Lindros, Eric (CAN)	C	PHI
22	MacInnis, Al (CAN)	D	STL
11	Messier, Mark (CAN)	C	VAN
9	Modano, Mike (USA)	C	DAL
28	Niedermayer, Scott (CAN)	D	NJD
8	Recchi, Mark (CAN)	RW	MTL
33	Roy, Patrick (CAN)	G	COL
19	Sakic, Joe (CAN)	C	COL
14	Shanahan, Brendan (CAN)	LW	DET
4	Stevens, Scott (CAN)	D	NJD
5	Sydor, Darryl (CAN)	D	DAL
17	Tkachuk, Keith (USA)	LW	PHX
39	Weight, Doug (USA)	C	EDM

Summary

First Period

1. World Selanne (Koivu) 0:53
 2. World Jagr (Bondra, Mironov) 2:15
 3. World Selanne (Lehtinen, Fetisov) 4:00
 4. North America LeClair (Gretzky, Chelios) 4:13
 5. North America Tkachuk (Fleury, Chelios) 10:50
 6. North America Niedermayer (Sakic, Recchi) 18:25
- Penalties: Fetisov (World), cross-checking, 10:04

Second Period

7. North America Fleury (Modano, Tkachuk) 1:53
 8. World Selanne (Lehtinen, Koivu) 7:11
 9. World Kurri (Koivu, Lehtinen) 12:36
 10. North America Lindros (Chelios, Messier) 14:46
 11. North America Amonte (Sakic, Bourque) 16:19
- Penalties: Fleury (North America), tripping – obstruction, 18:48

Third Period

12. North America Tkachuk (Modano, Fleury) 1:36
 13. North America Messier (Gretzky) 4:00 (GWG)
 14. World Kravchuk (Sundin, Forsberg) 7:03
 15. World Larionov (Bure) 9:41
- Penalties: Weight (North America), tripping, 16:32

Shots on Goal

World (29) 7 – 11 – 11
North America (43) 13 – 17 – 13

Goaltenders

World Hasek (1st), Kolzig (2nd), Khabibulin (3rd)
North America Roy (1st), Belfour (2nd), Brodeur (3rd)

MVP: Teemu Selanne
Referee: Paul Stewart
Linesmen: Michael Cvik, Shane Heyer
Attendance: 18,422

47TH NHL ALL-STAR GAME

Eastern Conference 11, Western Conference 7
San Jose Arena, San Jose
Jan. 18, 1997

Eastern Conference

Coach: Doug MacLean, FLA

No.	Player	P	Team
9	Alfredsson, Daniel	RW	OTT
12	Bondra, Peter	RW	WSH
77	Bourque, Ray	D	BOS
30	Brodeur, Martin	G	NJD
22	Ciccarelli, Dino	RW	TBL
7	Coffey, Paul	D	PHI
99	Gretzky, Wayne	C	NYR
39	Hasek, Dominik	G	BUF
44	Hatcher, Kevin	D	PIT
15	Hawerchuk, Dale	C	PHI
32	Hunter, Dale	C	WSH
16	Lachance, Scott	D	NYI
10	LeClair, John	LW	PHI
2	Leetch, Brian	D	NYR
66	Lemieux, Mario	C	PIT
88	Lindros, Eric	C	PHI
11	Messier, Mark	C	NYR
21	Oates, Adam	C	BOS
8	Recchi, Mark	RW	MTL
18	Sanderson, Geoff	LW	HFD
4	Stevens, Scott	D	NJD
24	Svehla, Robert	D	FLA
34	Vanbiesbrouck, John	G	FLA

Western Conference

Coach: Ken Hitchcock, DAL

No.	Player	P	Team
10	Amonte, Tony	RW	CHI
70	Arnott, Jason	C	EDM
96	Bure, Pavel	RW	VAN
7	Chelios, Chris	D	CHI
22	Fetisov, Viacheslav	D	DET
14	Fleury, Theoren	RW	CGY
21	Granato, Tony	LW	SJS
3	Hatcher, Derian	D	DAL
31	Hebert, Guy	G	ANA
16	Hull, Brett	RW	STL
9	Kariya, Paul	LW	ANA
80	Khrstich, Dmitri	LW	LAK
2	MacInnis, Al	D	STL
35	Moog, Andy	G	DAL
11	Nolan, Owen	RW	SJS
8	Ozolinsh, Sandis	D	COL
33	Roy, Patrick	G	COL
17	Selanne, Teemu	RW	ANA
18	Shanahan, Brendan	LW	DET
13	Sundin, Mats	C	TOR
77	Tkachuk, Keith	LW	PHX
20	Tverdovsky, Oleg	D	PHX
19	Yzerman, Steve	C	DET

Summary

First Period

1. Eastern LeClair (Bondra, Stevens) 8:52
 2. Eastern Lemieux (Gretzky) 9:49
 3. Eastern Recchi (Messier, Alfredsson) 15:32
 4. Eastern Hawerchuk (Lindros, Coffey) 16:19
 5. Western Bure (Sundin, Amonte) 17:36
 6. Western Kariya (Bure, Ozolinsh) 18:36
- Penalties: None

Second Period

- 7. Eastern Recchi (Svehla, Messier) 1:56
 - 8. Eastern Sanderson (Lindros) 3:21
 - 9. Western Bure (Selanne, Fetisov) 4:40
 - 10. Eastern Lemieux (Svehla, Ciccarelli) 6:09
 - 11. Eastern Messier (Hatcher, Alfredsson) 8:45
 - 12. Eastern Recchi (Oates, Lemieux) 10:57
 - 13. Western Shanahan (Hull, Ozolinsh) 16:38 (PP)
 - 14. Eastern Hawerchuk (LeClair, Stevens) 17:28
 - 15. Western Nolan (Fleury, Ozolinsh) 18:54
 - 16. Western Nolan (Amonte) 19:02
- Penalties: Coffey (Eastern), hooking, 15:37

Third Period

- 17. Eastern LeClair (Bondra, Oates) 8:50
 - 18. Western Nolan (unassisted) 17:57
- Penalties: Hatcher (Eastern), hooking, 14:56

Shots on Goal

Eastern (41) 15 – 15 – 11
 Western (46) 12 – 13 – 21

Goaltenders

Eastern Vanbiesbrouck (1st), Brodeur (2nd), Hasek (3rd)
 Western Roy (1st), Moog (2nd), Hebert (3rd)

MVP: Mark Recchi

Referee: Rob Shick

Linesmen: Ron Asselstine, Bob Hodges, Leon Stickler

Attendance: 17,442

46TH NHL ALL-STAR GAME

Eastern Conference 5, Western Conference 4
 FleetCenter, Boston
 Jan. 20, 1996

Eastern Conference

Coach: Doug MacLean, FLA

No.	Player	P	Team
15	Alfredsson, Daniel	RW	OTT
12	Bondra, Peter	RW	WSH
77	Bourque, Ray	D	BOS
30	Brodeur, Martin	G	NJD
37	Desjardins, Eric	D	PHI
10	Francis, Ron	C	PIT
44	Hamrlik, Roman	D	TBL
39	Hasek, Dominik	G	BUF
68	Jagr, Jaromir	RW	PIT
20	LeClair, John	LW	PHI
2	Leetch, Brian	D	NYR
66	Lemieux, Mario	C	PIT
88	Lindros, Eric	C	PHI
14	MacTavish, Craig	C	PHI
27	Mellanby, Scott	RW	FLA
11	Messier, Mark	C	NYR
8	Neely, Cam	RW	BOS
72	Schneider, Mathieu	D	NYI
94	Shanahan, Brendan	LW	HFD
4	Stevens, Scott	D	NJD
7	Turgeon, Pierre	C	MTL
34	Vanbiesbrouck, John	G	FLA
16	Verbeek, Pat	RW	NYR

Western Conference

Coach: Scotty Bowman, DET

No.	Player	P	Team
30	Belfour, Ed	G	CHI
7	Chelios, Chris	D	CHI
77	Coffey, Paul	D	DET
91	Fedorov, Sergei	C	DET
14	Fleury, Theoren	RW	CGY
21	Forsberg, Peter	C	COL
22	Gartner, Mike	RW	TOR
99	Gretzky, Wayne	C	LAK
4	Hatcher, Kevin	D	DAL
16	Hull, Brett	RW	STL
9	Kariya, Paul	LW	ANA
5	Lidstrom, Nicklas	D	DET
2	MacInnis, Al	D	STL
89	Mogilny, Alexander	RW	VAN
55	Murphy, Larry	D	TOR
11	Nolan, Owen	RW	SJS
31	Osgood, Chris	G	DET
29	Potvin, Felix	G	TOR
19	Sakic, Joe	C	COL
18	Savard, Denis	C	CHI
8	Selanne, Teemu	RW	WPG
13	Sundin, Mats	C	TOR
39	Weight, Doug	C	EDM

Summary

First Period

- 1. Eastern Lindros (Leetch, LeClair) 11:05
 - 2. Eastern Verbeek (Lemieux, Schneider) 13:49
- Penalties: Western, too many men, 4:35

Second Period

- 3. Eastern Jagr (Lemieux, Francis) 2:07
 - 4. Western Hull (Kariya, Coffey) 5:33
 - 5. Eastern Shanahan (Turgeon, Neely) 8:51
 - 6. Western Coffey (Fedorov, Mogilny) 11:42
 - 7. Western Kariya (Sundin) 17:47
- Penalties: Eastern, too many men, 15:14

Third Period

- 8. Western Selanne (unassisted) 16:31
 - 9. Eastern Bourque (Verbeek, Messier) 19:22 (GWG)
- Penalties: None

Shots on Goal

Eastern (41) 18 – 15 – 8
 Western (32) 12 – 7 – 13

Goaltenders

Eastern Brodeur (1st), Vanbiesbrouck (2nd), Hasek (3rd)
 Western Belfour (1st), Osgood (2nd), Potvin (3rd)

MVP: Ray Bourque

Referee: Mark Faucette

Linesmen: Ron Asselstine, Brad Lazarowich

Attendance: 17,565

45TH NHL ALL-STAR GAME

Eastern Conference 9, Western Conference 8
Madison Square Garden, New York
Jan. 22, 1994

Eastern Conference

Coach: Jacques Demers, MTL

No.	Player	P	Team
77	Bourque, Ray	D	BOS
19	Bradley, Brian	C	TBL
3	Galley, Garry	D	PHI
9	Graves, Adam	LW	NYR
34	Iafate, Al	D	WSH
22	Kudelski, Bob	RW	FLA
2	Leetch, Brian	D	NYR
88	Lindros, Eric	C	PHI
11	Messier, Mark	C	NYR
89	Mogilny, Alexander	RW	BUF
7	Mullen, Joe	RW	PIT
55	Murphy, Larry	D	PIT
12	Oates, Adam	C	BOS
8	Recchi, Mark	RW	PHI
35	Richter, Mike	G	NYR
33	Roy, Patrick	G	MTL
18	Sakic, Joe	C	QUE
10	Sanderson, Geoff	LW	HFD
4	Stevens, Scott	D	NJD
17	Turgeon, Pierre	C	NYI
34	Vanbiesbrouck, John	G	FLA
20	Yashin, Alexei	C	OTT

Western Conference

Coach: Barry Melrose, LAK

No.	Player	P	Team
14	Andreychuk, Dave	LW	TOR
4	Blake, Rob	D	LAK
10	Bure, Pavel	RW	VAN
7	Chelios, Chris	D	CHI
77	Coffey, Paul	D	DET
9	Corson, Shayne	LW	EDM
26	Courtnall, Russ	RW	DAL
91	Fedorov, Sergei	C	DET
93	Gilmour, Doug	C	TOR
99	Gretzky, Wayne	C	LAK
16	Hull, Brett	RW	STL
32	Irbe, Arturs	G	SJS
31	Joseph, Curtis	G	STL
5	Kasatonov, Alexei	D	ANA
2	MacInnis, Al	D	CGY
25	Nieuwendyk, Joe	C	CGY
6	Ozolinsh, Sandis	D	SJS
29	Potvin, Felix	G	TOR
27	Roenick, Jeremy	C	CHI
13	Selanne, Teemu	RW	WPG
19	Shanahan, Brendan	LW	STL
18	Taylor, Dave	RW	LAK

Summary

First Period

- Western Roenick (Nieuwendyk, Blake) 7:31
 - Eastern Kudelski (Turgeon, Bourque) 9:46
 - Western Fedorov (Bure, Ozolinsh) 10:20
 - Eastern Lindros (unassisted) 11:00
 - Western Shanahan (Gretzky, Hull) 13:21
 - Eastern Yashin (Sakic, Turgeon) 14:29
 - Western Andreychuk (MacInnis, Fedorov) 15:10
- Penalties: None

Second Period

- Eastern Stevens (Oates, Sanderson) 10:37
 - Western Coffey (Andreychuk, Gilmour) 12:36
 - Western Ozolinsh (Taylor, Roenick) 14:39
 - Eastern Messier (Mullen, Graves) 15:05
- Penalties: None

Third Period

- Western Ozolinsh (Bure) 0:55
 - Eastern Mullen (Graves, Messier) 1:28
 - Western Shanahan (Gretzky, Chelios) 7:40
 - Eastern Sakic (Turgeon, Stevens) 10:41
 - Eastern Kudelski (Messier) 13:59
 - Eastern Yashin (Sakic, Turgeon) 16:18 (GWG)
- Penalties: None

Shots on Goal

Western (46) 17 – 21 – 8
Eastern (56) 19 – 18 – 19

Goaltenders

Western Potvin (1st), Irbe (2nd), Joseph (3rd)
Eastern Roy (1st), Richter (2nd), Vanbiesbrouck (3rd)

MVP: Mike Richter

Referee: Bill McCreary

Linesmen: Gord Broseker, Pat Dapuzzo

Attendance: 18,200

44TH NHL ALL-STAR GAME

Wales Conference 16, Campbell Conference 6
Montreal Forum, Montreal
Feb. 6, 1993

Wales Conference

Coach: Scotty Bowman, PIT

No.	Player	P	Team
1	Billington, Craig	G	NJD
18	Bondra, Peter	RW	WSH
77	Bourque, Ray	D	BOS
28	Duchesne, Steve	D	QUE
11	Gartner, Mike	RW	NYR
34	Iafate, Al	D	WSH
68	Jagr, Jaromir	RW	PIT
16	LaFontaine, Pat	C	BUF
4	Lowe, Kevin	D	NYR
14	Marsh, Brad	D	OTT
89	Mogilny, Alexander	RW	BUF
9	Muller, Kirk	C	MTL
12	Oates, Adam	C	BOS
8	Recchi, Mark	RW	PHI
33	Roy, Patrick	G	MTL
19	Sakic, Joe	C	QUE
31	Sidorkiewicz, Peter	G	OTT
25	Stevens, Kevin	LW	PIT
5	Stevens, Scott	D	NJD
22	Tocchet, Rick	RW	PIT
7	Turgeon, Pierre	C	NYI
3	Zalapski, Zarley	D	HFD

Campbell Conference
Coach: Mike Keenan, CHI

No.	Player	P	Team
00	Belfour, Ed	G	CHI
14	Bradley, Brian	C	TBL
12	Bure, Pavel	RW	VAN
5	Butcher, Garth	D	STL
8	Carlyle, Randy	D	WPG
35	Casey, Jon	G	MNS
7	Chelios, Chris	D	CHI
3	Chiasson, Steve	D	DET
77	Coffey, Paul	D	DET
93	Gilmour, Doug	C	TOR
99	Gretzky, Wayne	C	LAK
6	Housley, Phil	D	WPG
16	Hull, Brett	RW	STL
11	Kisio, Kelly	C	SJS
17	Kurri, Jari	RW	LAK
24	Manson, Dave	D	EDM
9	Modano, Mike	RW	MNS
10	Roberts, Gary	LW	CGY
20	Robitaille, Luc	LW	LAK
27	Roenick, Jeremy	C	CHI
13	Selanne, Teemu	RW	WPG
30	Vernon, Mike	G	CGY
19	Yzerman, Steve	C	DET

Summary

First Period

1. Wales Gartner (Lowe, Oates) 3:15
 2. Wales Gartner (Oates) 3:37
 3. Wales Bondra (Oates, Gartner) 4:24
 4. Wales Mogilny (Bourque) 11:40 (PP)
 5. Wales Turgeon (Recchi) 13:05
 6. Wales Gartner (Oates, Bondra) 13:22
- Penalties: Manson (Campbell), tripping, 11:12

Second Period

7. Wales Tocchet (K. Stevens, Recchi) 0:19 (GWG)
 8. Wales Gartner (Turgeon) 3:33
 9. Wales Tocchet (S. Stevens) 4:57
 10. Campbell Roenick (Selanne) 5:52
 11. Wales Recchi (Marsh) 9:25
 12. Campbell Kisio (Roenick, Modano) 10:15
 13. Wales K. Stevens (Recchi) 14:50
 14. Wales Turgeon (Sakic, Jagr) 17:56
- Penalties: None

Third Period

15. Wales LaFontaine (Muller, Mogilny) 8:07
 16. Wales Jagr (Sakic, Turgeon) 9:08
 17. Wales Marsh (K. Stevens, Recchi) 12:52
 18. Campbell Gilmour (Coffey) 13:51
 19. Wales Turgeon (Sakic, S. Stevens) 15:51
 20. Campbell Selanne (Manson, Kurri) 17:03
 21. Campbell Bure (Kisio) 18:44
 22. Campbell Bure (unassisted) 19:31
- Penalties: None

Shots on Goal

Wales (49) 22 – 15 – 12
Campbell (41) 11 – 16 – 14

Goaltenders

Wales Roy (1st), Sidorkiewicz (2nd), Billington (3rd)
Campbell Belfour (1st), Vernon (2nd), Casey (3rd)

MVP: Mike Gartner

Referee: Dan Marouelli

Linesmen: Ryan Bozak, Kevin Collins

Attendance: 17,137

43RD NHL ALL-STAR GAME

Campbell Conference 10, Wales Conference 6
Philadelphia Spectrum, Philadelphia
Jan. 18, 1992

Wales Conference

Coach: Scotty Bowman, PIT

No.	Player	P	Team
1	Beaupre, Don	G	WSH
77	Bourque, Ray	D	BOS
17	Brind'Amour, Rod	RW	PHI
18	Burridge, Randy	LW	WSH
7	Coffey, Paul	D	PIT
15	Cullen, John	C	HFD
28	Desjardins, Eric	D	MTL
20	Ferraro, Ray	LW	NYI
5	Hatcher, Kevin	D	WSH
68	Jagr, Jaromir	RW	PIT
2	Leetch, Brian	D	NYR
66	Lemieux, Mario	C	PIT
11	Messier, Mark	C	NYR
89	Mogilny, Alexander	RW	BUF
9	Muller, Kirk	LW	MTL
12	Nolan, Owen	RW	QUE
35	Richter, Mike	G	NYR
33	Roy, Patrick	G	MTL
16	Sakic, Joe	C	QUE
25	Stevens, Kevin	LW	PIT
4	Stevens, Scott	D	NJD
19	Trottier, Bryan	C	PIT

Campbell Conference

Coach: Bob Gainey, MNS

No.	Player	P	Team
30	Belfour, Ed	G	CHI
23	Bellows, Brian	LW	MNS
7	Chelios, Chris	D	CHI
32	Cheveldae, Tim	G	DET
21	Damphousse, Vincent	LW	EDM
4	Ellett, Dave	D	TOR
91	Fedorov, Sergei	C	DET
14	Fleury, Theoren	RW	CGY
99	Gretzky, Wayne	C	LAK
6	Housley, Phil	D	WPG
16	Hull, Brett	RW	STL
17	Linden, Trevor	RW	VAN
2	MacInnis, Al	D	CGY
1	McLean, Kirk	G	VAN
12	Oates, Adam	C	STL
10	Roberts, Gary	LW	CGY
19	Robinson, Larry	D	LAK
20	Robitaille, Luc	LW	LAK
27	Roenick, Jeremy	C	CHI
25	Tinordi, Mark	D	MNS
24	Wilson, Doug	D	SJS
18	Yzerman, Steve	C	DET

Summary

First Period

1. Campbell Linden (Roenick, Tinordi) 7:53
 2. Wales K. Stevens (Jagr, Lemieux) 11:20
 3. Campbell Gretzky (Hull, Robitaille) 14:56
- Penalties: None

Second Period

4. Campbell Hull (Gretzky, Robitaille) 0:42
 5. Wales S. Stevens (Mogilny, Messier) 5:37
 6. Campbell Bellows (Fedorov, MacInnis) 7:40
 7. Campbell Roenick (Ellett) 8:13
 8. Campbell Fleury (Robinson) 11:06
 9. Campbell Hull (Gretzky, Robitaille) 11:59 (GWG)
 10. Campbell Fleury (Damphousse, Oates) 17:33
 11. Wales Nolan (Sakic, Bourque) 19:29
- Penalties: None

Third Period

- 12. Wales Trottier (Hatcher) 4:03
 - 13. Campbell Bellows (Fedorov) 4:50
 - 14. Wales Mogilny (Desjardins) 5:28
 - 15. Campbell Roberts (Linden) 18:42
 - 16. Wales Burrige (Sakic, Nolan) 19:12
- Penalties: None

Shots on Goal

Wales (41) 14 – 9 – 18
 Campbell (42) 15 – 12 – 15

Goaltenders

Wales Roy (1st), Beaupre (2nd), Richter (3rd)
 Campbell Belfour (1st), Cheveldae (2nd), McLean (3rd)

MVP: Brett Hull
 Referee: Don Koharski
 Linesmen: Mark Pare, Mark Vines
 Attendance: 17,380

42ND NHL ALL-STAR GAME

Campbell Conference 11, Wales Conference 5
 Chicago Stadium, Chicago
 Jan. 19, 1991

Wales Conference

Coach: Mike Milbury, BOS

No.	Player	P	Team
77	Bourque, Ray	D	BOS
27	Christian, Dave	RW	BOS
7	Coffey, Paul	D	PIT
11	Cullen, John	C	PIT
28	Galley, Garry	D	BOS
4	Hatcher, Kevin	D	WSH
5	Krupp, Uwe	D	BUF
10	Lafleur, Guy	RW	QUE
2	Leetch, Brian	D	NYR
17	LaFontaine, Pat	C	NYI
15	MacLean, John	RW	NJD
35	Moog, Andy	G	BOS
8	Neely, Cam	RW	BOS
12	Recchi, Mark	RW	PIT
33	Roy, Patrick	G	MTL
19	Sakic, Joe	C	QUE
18	Savard, Denis	C	MTL
25	Stevens, Kevin	LW	PIT
22	Tocchet, Rick	RW	PHI
9	Turcotte, Darren	C	NYR
16	Verbeek, Pat	LW	HFD

Campbell Conference

Coach: John Muckler, EDM

No.	Player	P	Team
7	Chelios, Chris	D	CHI
10	Damphousse, Vincent	LW	TOR
14	Fleury, Theoren	RW	CGY
15	Gagner, Dave	C	MNS
99	Gretzky, Wayne	C	LAK
6	Housley, Phil	D	WPG
28	Larmer, Steve	RW	CHI
17	Linden, Trevor	RW	VAN
2	MacInnis, Al	D	CGY
11	Messier, Mark	C	EDM
12	Oates, Adam	C	STL
1	Ranford, Bill	G	EDM
21	Robitaille, Luc	LW	LAK
27	Roenick, Jeremy	C	CHI
8	Sandstrom, Tomas	RW	LAK
18	Smith, Bobby	C	MNS
5	Smith, Steve	D	EDM
3	Stevens, Scott	D	STL
20	Suter, Gary	D	CGY
30	Vernon, Mike	G	CGY
19	Yzerman, Steve	C	DET

Summary

First Period

- 1. Campbell Gagner (Larmer, Roenick) 6:17
 - 2. Wales LaFontaine (Turcotte) 9:14
 - 3. Campbell Damphousse (Oates, S.Smith) 11:36
- Penalties: None

Second Period

- 4. Wales LaFontaine (Hatcher) 1:33
 - 5. Campbell Suter (unassisted) 5:23
 - 6. Campbell Gretzky (Sandstrom) 9:10
 - 7. Campbell Oates (Yzerman) 9:48
 - 8. Campbell Fleury (Messier, Chelios) 14:40 (GWG)
 - 9. Wales Tocchet (Verbeek, Sakic) 15:36
 - 10. Campbell Roenick (S.Smith, Oates) 17:07
- Penalties: None

Third Period

- 11. Wales MacLean (Cullen, Bourque) 2:29 (PP)
 - 12. Campbell Chelios (Larmer, Roenick) 5:23
 - 13. Campbell Damphousse (Oates, Housley) 8:54
 - 14. Campbell Damphousse (Housley, Oates) 11:40
 - 15. Wales Stevens (Tocchet) 13:56 (PP)
 - 16. Campbell Damphousse (unassisted) 17:16
- Penalties: Housley (Campbell), holding, 0:57; Housley (Campbell), tripping, 12:26

Shots on Goal

Wales (41) 10 – 9 – 22
 Campbell (41) 15 – 15 – 11

Goaltenders

Wales Roy (29:48), Moog (30:12)
 Campbell Vernon (29:48), Ranford (30:12)

MVP: Vincent Damphousse
 Referee: Terry Gregson
 Linesmen: Jerry Pateman, Dan Schachte
 Attendance: 18,472

41ST NHL ALL-STAR GAME

Wales Conference 12, Campbell Conference 7
Pittsburgh Civic Arena, Pittsburgh
Jan. 21, 1990

Wales Conference

Coach: Pat Burns, MTL

No.	Player	P	Team
25	Andreychuk, Dave	LW	BUF
77	Bourque, Ray	D	BOS
24	Chelios, Chris	D	MTL
7	Coffey, Paul	D	PIT
27	Corson, Shayne	C	MTL
10	Francis, Ron	C	HFD
4	Hatcher, Kevin	D	WSH
6	Housley, Phil	D	BUF
2	Leetch, Brian	D	NYR
16	LaFontaine, Pat	C	NYI
66	Lemieux, Mario	C	PIT
9	Muller, Kirk	C	NJD
8	Neely, Cam	RW	BOS
26	Propp, Brian	RW	PHI
31	Puppa, Daren	G	BUF
44	Richer, Stephane	RW	MTL
33	Roy, Patrick	G	MTL
19	Sakic, Joe	C	QUE
22	Tocchet, Rick	RW	PHI
17	Turgeon, Pierre	C	BUF

Campbell Conference

Coach: Terry Crisp, CGY

No.	Player	P	Team
14	Cavallini, Paul	D	STL
28	Duchesne, Steve	D	LAK
12	Gartner, Mike	RW	MNS
99	Gretzky, Wayne	C	LAK
16	Hull, Brett	RW	STL
33	Iafate, Al	D	TOR
17	Kurri, Jari	RW	EDM
27	Larmer, Steve	RW	CHI
4	Lowe, Kevin	D	EDM
2	MacInnis, Al	D	CGY
1	McLean, Kirk	G	VAN
11	Messier, Mark	C	EDM
7	Mullen, Joe	RW	CGY
9	Nicholls, Bernie	C	LAK
26	Nieuwendyk, Joe	C	CGY
20	Robitaille, Luc	LW	LAK
25	Smail, Doug	LW	WPG
30	Vernon, Mike	G	CGY
24	Wilson, Doug	D	CHI
19	Yzerman, Steve	C	DET

Summary

First Period

1. Wales Lemieux (Propp, Neely) 0:21
 2. Wales Andreychuk (unassisted) 5:13
 3. Wales Turgeon (Francis) 9:22
 4. Campbell Messier (Hull, Smail) 11:01
 5. Wales Lemieux (Housley) 13:00
 6. Campbell Yzerman (unassisted) 14:31
 7. Wales Tocchet (Bourque, Muller) 16:55
 8. Wales Lemieux (Coffey) 17:37
 9. Wales Turgeon (Francis, Andreychuk) 18:52
- Penalties: None

Second Period

10. Wales Muller (Coffey, Sakic) 8:47 (SH, GWG)
 11. Campbell MacInnis (Lowe) 9:03 (PP)
 12. Campbell Mullen (Nicholls) 13:00
 13. Wales Corson (LaFontaine) 16:43
- Penalties: Roy (Wales), delay of game, 7:05; Iafate (Campbell), hooking, 17:28

Third Period

14. Wales Lemieux (Neely) 1:07
 15. Wales Neely (Sakic, Hatcher) 11:20
 16. Campbell Robitaille (Yzerman, Hull) 15:09
 17. Campbell Robitaille (Hull, Yzerman) 16:11
 18. Wales Muller (Tocchet) 17:50
 19. Campbell Smail (Mullen, Nieuwendyk) 19:35
- Penalties: Neely (Wales), tripping, 6:17; Smail (Campbell), high-sticking, 7:33

Shots on Goal

Wales (45) 16 – 15 – 14
Campbell (42) 9 – 11 – 22

Goaltenders

Wales Roy (29:14), Puppa (30:46)
Campbell Vernon (29:14), McLean (30:46)

MVP: Mario Lemieux

Referee: Kerry Fraser

Linesmen: Bob Hodges, Dan McCourt

Attendance: 17,503

40TH NHL ALL-STAR GAME

Campbell Conference 9, Wales Conference 5
Northlands Coliseum, Edmonton
Feb. 7, 1989

Wales Conference

Coach: Terry O'Reilly, BOS

No.	Player	P	Team
77	Bourque, Ray	D	BOS
44	Brown, Rob	C	PIT
30	Burke, Sean	G	NJD
7	Coffey, Paul	D	PIT
11	Dineen, Kevin	RW	HFD
6	Housley, Phil	D	BUF
16	LaFontaine, Pat	C	NYI
1	Lemelin, Rejean	G	BOS
66	Lemieux, Mario	C	PIT
14	McLean, John	RW	NJD
35	McPhee, Mike	LW	MTL
18	Mullen, Brian	LW	NYR
8	Neely, Cam	RW	BOS
75	Poddubny, Walt	C	QUE
17	Ridley, Mike	C	WSH
19	Robinson, Larry	D	MTL
15	Smith, Bobby	C	MTL
3	Stevens, Scott	D	WSH
22	Tocchet, Rick	RW	PHI
25	Wesley, Glen	D	BOS

Campbell Conference
Coach: Glen Sather, EDM

No.	Player	P	Team
12	Carson, Jimmy	C	EDM
20	Ciccarelli, Dino	RW	MNS
28	Duchesne, Steve	D	LAK
2	Ellett, Dave	D	WPG
31	Fuhr, Grant	G	EDM
99	Gretzky, Wayne	C	LAK
16	Hull, Brett	RW	STL
17	Kurri, Jari	RW	EDM
10	Leeman, Gary	RW	TOR
4	Lowe, Kevin	D	EDM
3	Manson, Dave	D	CHI
11	Messier, Mark	C	EDM
7	Mullen, Joe	RW	CGY
9	Nicholls, Bernie	C	LAK
25	Nieuwendyk, Joe	C	CGY
23	Reinhart, Paul	D	VAN
22	Robitaille, Luc	LW	LAK
21	Suter, Gary	D	CGY
30	Vernon, Mike	G	CGY
19	Yzerman, Steve	C	DET

Summary

First Period

1. Campbell Kurri (Gretzky, Robitaille) 1:07
 2. Campbell Gretzky (Duchesne) 4:33
 3. Wales Neely (Lemieux, Stevens) 9:47 (PP)
 4. Wales Poddubny (Ridley, Robinson) 10:38
- Penalties: Messier (Campbell), holding, 9:35

Second Period

5. Wales Wesley (LaFontaine, B. Mullen) 3:16
 6. Campbell J. Mullen (Messier, Nieuwendyk) 7:57
 7. Campbell Yzerman (Duchesne, Ciccarelli) 17:21
 8. Campbell Leeman (Carson) 17:35
- Penalties: Bourque (Wales), tripping, 13:44

Third Period

9. Wales Poddubny (Tocchet, Robinson) 4:40
 10. Campbell J. Mullen (Manson) 6:53 (GWG)
 11. Wales Ridley (Bourque, Tocchet) 9:35
 12. Campbell Robitaille (Kurri, Gretzky) 12:18
 13. Campbell Carson (Leeman, Hull) 14:35
 14. Campbell Messier (Nieuwendyk, J. Mullen) 17:14
- Penalties: None

Shots on Goal

Wales (38) 14 – 9 – 15
Campbell (37) 13 – 10 – 14

Goaltenders

Wales Burke (29:58), Lemelin (30:02)
Campbell Fuhr (29:58), Vernon (30:02)

MVP: Wayne Gretzky
Referee: Ron Hoggarth
Linesmen: Ron Asselstine, Wayne Bonney
Attendance: 17,503

39TH NHL ALL-STAR GAME

Wales Conference 6, Campbell Conference 5 (OT)
St. Louis Arena, St. Louis
Feb. 9, 1988

Wales Conference

Coach: Mike Keenan, PHI

No.	Player	P	Team
77	Bourque, Ray	D	BOS
7	Coffey, Paul	D	PIT
11	Dineen, Kevin	RW	HFD
12	Gartner, Mike	RW	WSH
16	Goulet, Michel	LW	QUE
27	Hextall, Ron	G	PHI
2	Howe, Mark	D	PHI
15	LaFontaine, Pat	C	NYI
66	Lemieux, Mario	C	PIT
9	Muller, Kirk	C	NJD
25	Naslund, Mats	LW	MTL
8	Neely, Cam	RW	BOS
5	Potvin, Denis	D	NYI
20	Poulin, Dave	C	PHI
19	Robinson, Larry	D	MTL
33	Roy, Patrick	G	MTL
21	Ruuttu, Christian	C	BUF
29	Samuelsson, Kjell	D	PHI
28	Sandstrom, Tomas	RW	NYR
26	Stastny, Peter	C	QUE

Campbell Conference

Coach: Glen Sather, EDM

No.	Player	P	Team
8	Adams, Greg	C	VAN
9	Anderson, Glenn	LW	EDM
23	Bellows, Brian	RW	MNS
31	Fuhr, Grant	G	EDM
99	Gretzky, Wayne	C	EDM
10	Hawerchuk, Dale	C	WPG
33	lafrate, Al	D	TOR
17	Kurri, Jari	RW	EDM
4	Lowe, Kevin	D	EDM
2	MacInnis, Al	D	CGY
3	McCrimmon, Brad	D	CGY
11	Messier, Mark	LW	EDM
25	Nieuwendyk, Joe	C	CGY
24	Probert, Bob	LW	DET
5	Ramage, Rob	D	STL
20	Robitaille, Luc	LW	LAK
18	Savard, Denis	C	CHI
21	Suter, Gary	D	CGY
30	Vernon, Mike	G	CGY
19	Yzerman, Steve	C	DET

Summary

First Period

1. Campbell Hawerchuk (Bellows, Nieuwendyk) 3:25
 2. Wales Sandstrom (Lemieux, Naslund) 14:45
 3. Campbell Gretzky (Probert) 18:46
- Penalties: Potvin (Wales), holding, 10:11

Second Period

4. Wales Gartner (Lemieux) 4:28
 5. Wales Stastny (Lemieux, Naslund) 10:08 (PP)
 6. Wales Lemieux (Naslund) 11:34
 7. Campbell Robitaille (Savard, Lowe) 15:09
- Penalties: LaFontaine (Wales), tripping, 7:27; McCrimmon (Campbell), tripping, 8:47

Third Period

8. Campbell Savard (Robitaille, Anderson) 5:19
 9. Wales Lemieux (Naslund, Dineen) 8:07
 10. Campbell Robitaille (Anderson, Savard) 16:28
- Penalties: Bellows (Campbell), hooking, 2:53

Overtime

11. Wales Lemieux (Naslund, Dineen) 1:08 (GWG)

Penalties: None

Shots on Goal

Wales (35) 9 – 13 – 12 – 1

Campbell (30) 14 – 6 – 10 – 0

Goaltenders

Wales Hextall (30:08), Roy (31:00)

Campbell Fuhr (30:08), Vernon (31:00)

MVP: Mario Lemieux

Referee: Denis Morel

Linesmen: Kevin Collins, Randy Mitton

Attendance: 17,878

38TH NHL ALL-STAR GAME

Wales Conference 4, Campbell Conference 3 (OT)

Hartford Civic Center, Hartford

Feb. 4, 1986

Wales Conference

Coach: Mike Keenan, PHI

No.	Player	P	Team
22	Bossy, Mike	RW	NYI
7	Bourque, Ray	D	BOS
35	Froese, Bob	G	PHI
11	Gartner, Mike	RW	WSH
33	Gosselin, Mario	G	QUE
16	Goulet, Michel	LW	QUE
2	Howe, Mark	D	PHI
12	Kerr, Tim	C	PHI
5	Langway, Rod	D	WSH
66	Lemieux, Mario	C	PIT
9	Muller, Kirk	C	NJD
27	Naslund, Mats	LW	MTL
20	Poulin, Dave	C	PHI
26	Propp, Brian	LW	MTL
6	Ramsey, Mike	D	BUF
19	Robinson, Larry	D	MTL
29	Ruotsalainen, Reijo	D	NYR
25	Stastny, Peter	C	QUE
18	Trottier, Bryan	C	NYI
15	Turgeon, Sylvain	LW	HFD

Campbell Conference

Coach: Glen Sather, EDM

No.	Player	P	Team
9	Anderson, Glenn	LW	EDM
12	Brotten, Neal	C	MNS
15	Clark, Wendel	LW	TOR
7	Coffey, Paul	D	EDM
2	Fogolin, Lee	D	EDM
31	Fuhr, Grant	G	EDM
99	Gretzky, Wayne	C	EDM
10	Hawerchuk, Dale	C	WPG
20	Hunter, Mark	RW	STL
17	Kurri, Jari	RW	EDM
4	Lowe, Kevin	D	EDM
11	Messier, Mark	LW	EDM
35	Moog, Andy	G	EDM
25	Ogrodnick, John	LW	DET
5	Ramage, Rob	D	STL
19	Savard, Denis	C	CHI
21	Suter, Gary	D	CGY
14	Tanti, Tony	RW	VAN
18	Taylor, Dave	RW	LAK
24	Wilson, Doug	D	CHI

Summary

First Period

Goals: None

Penalties: Suter (Campbell), holding, 8:51; Gartner (Wales), tripping, 12:55

Second Period

1. Campbell Tanti (unassisted) 7:56

2. Wales Propp (Naslund, Bourque) 17:56

Penalties: None

Third Period

3. Wales Stastny (Robinson, Turgeon) 4:45

4. Campbell Gretzky (Coffey, Savard) 17:09

5. Wales Propp (Robinson) 17:38 (PP)

6. Campbell Hawerchuk (Savard, Coffey) 19:17 (PP)

Penalties: Lowe (Campbell), high-sticking, 6:14; Turgeon (Wales),

hooking, 15:22; Messier (Campbell), holding, 16:31; Gartner (Wales),

hooking, 18:45

Overtime

7. Wales Trottier (Bossy) 3:05 (GWG)

Penalties: None

Shots on Goal

Wales (35) 8 – 15 – 9 – 3

Campbell (29) 6 – 11 – 10 – 2

Goaltenders

Wales Gosselin (31:03), Froese (32:02)

Campbell Fuhr (31:03), Moog (31:46)

MVP: Grant Fuhr

Referee: Ron Wicks

Linesmen: Gord Broseker, John D'Amico

Attendance: 15,126

37TH NHL ALL-STAR GAME

Wales Conference 6, Campbell Conference 4

Olympic Saddledome, Calgary

Feb. 12, 1985

Wales Conference

Coach: Al Arbour, NYI

No.	Player	P	Team
30	Barrasso, Tom	G	BUF
22	Bossy, Mike	RW	NYI
7	Bourque, Ray	D	BOS
10	Carpenter, Bob	C	WSH
24	Chelios, Chris	D	MTL
9	Francis, Ron	C	HFD
11	Gartner, Mike	RW	WSH
16	Goulet, Michel	LW	QUE
15	Hedberg, Anders	RW	NYR
12	Kerr, Tim	C	PHI
5	Langway, Rod	D	WSH
66	Lemieux, Mario	C	PIT
31	Lindbergh, Pelle	G	PHI
17	Muller, Kirk	C	NJD
6	Ramsey, Mike	D	BUF
2	Russell, Phil	D	NJD
3	Stevens, Scott	D	WSH
21	Sutter, Brent	C	NYI
27	Tonelli, John	LW	NYI
19	Trottier, Bryan	C	NYI

Campbell Conference
Coach: Glen Sather, EDM

No.	Player	P	Team
9	Anderson, Glenn	RW	EDM
8	Carlyle, Randy	D	WPG
7	Coffey, Paul	D	EDM
16	Dionne, Marcel	C	LAK
14	Frycer, Miroslav	RW	TOR
31	Fuhr, Grant	G	EDM
20	Gradin, Thomas	C	VAN
99	Gretzky, Wayne	C	EDM
10	Hawerchuk, Dale	C	WPG
26	Krushelnyski, Mike	C	EDM
17	Kurri, Jari	RW	EDM
4	Lowe, Kevin	D	EDM
2	MacInnis, Al	D	CGY
15	MacLean, Paul	RW	WPG
35	Moog, Andy	G	EDM
25	Ogrodnick, John	LW	DET
44	Payne, Steve	LW	MNS
23	Reinhart, Paul	D	CGY
11	Sutter, Brian	LW	STL
24	Wilson, Doug	D	CHI

Summary

First Period

1. Wales Francis (Kerr) 1:40
 2. Wales Kerr (Goulet, Bourque) 5:31
 3. Campbell Dionne (Ogrodnick, MacInnis) 6:33 (PP)
 4. Campbell Frycer (Krushelnyski, Carlyle) 16:55
- Penalties: Muller (Wales), tripping, 6:20

Second Period

5. Wales Hedberg (Lemieux, Langway) 13:46
 6. Wales Lemieux (Muller, Bourque) 17:47
- Penalties: None

Third Period

7. Campbell Gretzky (Krushelnyski) 10:09
 8. Wales Lemieux (Bourque) 11:09 (GWG)
 9. Campbell Carlyle (Krushelnyski) 17:09
 10. Wales Gartner (Bourque) 19:51 (EN)
- Penalties: Russell (Wales), hooking, 1:52; Dionne (Campbell), holding, 6:46

Shots on Goal

Wales (36) 14 – 10 – 12
Campbell (26) 7 – 10 – 9

Goaltenders

Wales Barrasso (30:49), Lindbergh (29:11)
Campbell Moog (30:49), Fuhr (28:35)

MVP: Mario Lemieux
Referee: Andy Van Hellemond
Linesmen: Gerard Gautier, Bob Hodges
Attendance: 16,683

36TH NHL ALL-STAR GAME

Wales Conference 7, Campbell Conference 6
Meadowlands Arena, East Rutherford, N.J.
Jan. 31, 1984

Wales Conference

Coach: Al Arbour, NYI

No.	Player	P	Team
7	Bourque, Ray	D	BOS
23	Bullard, Mike	C	PIT
2	Cirella, Joe	D	NJD
15	Goulet, Michel	LW	QUE
6	Housley, Phil	D	BUF
14	Johnson, Mark	LW	HFD
17	Kerr, Tim	C	PHI
4	Langway, Rod	D	WSH
28	Larouche, Pierre	C	NYR
12	Maloney, Don	LW	NYR
16	Middleton, Rick	RW	BOS
25	Naslund, Mats	LW	MTL
20	O'Connell, Mike	D	BOS
10	Pederson, Barry	C	BOS
1	Peeters, Pete	G	BOS
11	Perreault, Gilbert	C	BUF
5	Potvin, Denis	D	NYI
26	Propp, Brian	LW	PHI
30	Resch, Glenn	G	NJD
27	Stastny, Peter	C	QUE

Campbell Conference

Coach: Glen Sather, EDM

No.	Player	P	Team
8	Anderson, Glenn	RW	EDM
44	Babych, Dave	D	WPG
30	Bannerman, Murray	G	CHI
23	Bellows, Brian	RW	MNS
7	Coffey, Paul	D	EDM
31	Fuhr, Grant	G	EDM
99	Gretzky, Wayne	C	EDM
4	Lowe, Kevin	D	EDM
6	Maxwell, Brad	D	MNS
9	McDonald, Lanny	RW	CGY
11	Messier, Mark	LW	EDM
12	Nicholls, Bernie	C	LAK
25	Ogrodnick, John	RW	DET
5	Ramage, Rob	D	STL
17	Rota, Darcy	LW	VAN
18	Savard, Denis	C	CHI
10	Simmer, Charlie	LW	LAK
22	Vaive, Rick	RW	TOR
24	Wilson, Doug	D	CHI
19	Yzerman, Steve	C	DET

Summary

First Period

1. Wales Cirella (Stastny) 8:51
 2. Wales Potvin (Kerr, Goulet) 9:30
 3. Wales Middleton (Pederson, Housley) 14:49
 4. Wales Naslund (Maloney, Potvin) 16:40
 5. Wales Larouche (Johnson, Maloney) 17:14
- Penalties: Housley (Wales), hooking, 17:43

Second Period

6. Campbell Savard (Vaive, Rota) 1:23
 7. Campbell Rota (Vaive, Savard) 5:51
 8. Campbell Ogrodnick (Yzerman) 6:42
 9. Wales Larouche (Maloney, Johnson) 17:34
- Penalties: None

Third Period

10. Wales Maloney (Johnson, Cirella) 7:24 (GWG)
 11. Campbell Babych (Ogrodnick) 8:11
 12. Campbell Gretzky (Vaive, Simmer) 11:23
 13. Campbell Bellows (Wilson) 17:37
 Penalties: Maxwell (Campbell), holding, 9:04; Resch (Wales), interference, 14:19

Shots on Goal

Wales (30) 13 – 11 – 6
 Campbell (38) 13 – 15 – 10

Goaltenders

Wales Peeters (30:06), Resch (29:54)
 Campbell Bannerman (30:06), Fuhr (29:20)

MVP: Don Maloney
 Referee: Bruce Hood
 Linesmen: John D'Amico, Ray Scapinello
 Attendance: 18,939

35TH NHL ALL-STAR GAME

Campbell Conference 9, Wales Conference 3
 Nassau Coliseum, Uniondale, N.Y.
 Feb. 8, 1983

Wales Conference

Coach: Al Arbour, NYI

No.	Player	P	Team
22	Bossy, Mike	RW	NYI
7	Bourque, Ray	D	BOS
8	Francis, Ron	C	HFD
16	Goulet, Michel	RW	QUE
2	Howe, Mark	D	PHI
17	Kehoe, Rick	RW	PIT
28	Langevin, Dave	D	NYI
6	Langway, Rod	D	WSH
31	Lindbergh, Pelle	G	PHI
12	Maloney, Don	LW	NYR
20	Marini, Hector	RW	NJD
10	Pederson, Barry	C	BOS
1	Peeters, Pete	G	BOS
5	Potvin, Denis	D	NYI
4	Ramsey, Mike	D	BUF
27	Sittler, Darryl	C	PHI
18	Stastny, Marian	RW	QUE
26	Stastny, Peter	C	QUE
19	Trottier, Bryan	C	NYI
11	Walter, Ryan	C	MTL

Campbell Conference

Coach: Roger Neilson, VAN

No.	Player	P	Team
44	Babych, Dave	D	WPG
30	Bannerman, Murray	G	CHI
8	Brotten, Neal	C	MNS
19	Ciccarelli, Dino	RW	MNS
7	Coffey, Paul	D	EDM
16	Dionne, Marcel	C	LAK
31	Garrett, John	G	VAN
99	Gretzky, Wayne	C	EDM
4	Hartsburg, Craig	D	MNS
3	Huber, Willie	D	DET
17	Kurri, Jari	LW	EDM
12	McCarthy, Tom	LW	MNS
9	McDonald, Lanny	RW	CGY
11	Messier, Mark	LW	EDM
6	Murray, Bob	D	CHI
18	Savard, Denis	C	CHI
20	Secord, Al	LW	CHI
10	Sutter, Brian	LW	STL
22	Vaive, Rick	RW	TOR
24	Wilson, Doug	D	CHI

Summary

First Period

1. Wales Goulet (P. Stastny) 3:41
 2. Campbell Babych (McDonald, Sutter) 11:37 (PP)
 3. Wales Bourque (unassisted) 19:01
 Penalties: Sutter (Campbell), hooking, 6:26; Langevin (Wales), hooking, 10:58

Second Period

4. Campbell Ciccarelli (Brotten, Secord) 3:01
 5. Campbell McCarthy (Ciccarelli, Murray) 14:51
 Penalties: None

Third Period

6. Campbell Gretzky (Kurri, Coffey) 6:20 (GWG)
 7. Campbell McDonald (Sutter, Dionne) 7:29
 8. Campbell Gretzky (Messier, Kurri) 10:31
 9. Wales Maloney (Marini) 14:04
 10. Campbell Gretzky (Wilson, Messier) 15:32
 11. Campbell Vaive (unassisted) 17:15
 12. Campbell Gretzky (Messier) 19:18
 Penalties: Ramsey (Wales), holding, 3:33

Shots on Goal

Wales (34) 10 – 16 – 8
 Campbell (32) 5 – 12 – 15

Goaltenders

Wales Peeters (30:04), Lindbergh (29:56)
 Campbell Bannerman (30:04), Garrett (29:56)

MVP: Wayne Gretzky
 Referee: Bob Myers
 Linesmen: Ryan Bozak, Leon Stickle
 Attendance: 15,230

34TH NHL ALL-STAR GAME

Wales Conference 4, Campbell Conference 2
 The Capital Centre, Landover, Md.
 Feb. 9, 1982

Wales Conference

Coach: Al Arbour, NYI

No.	Player	P	Team
12	Acton, Keith	C	MTL
7	Barber, Bill	LW	PHI
3	Beck, Barry	D	NYR
22	Bossy, Mike	RW	NYI
6	Bourque, Ray	D	BOS
25	Carlyle, Randy	D	PIT
29	Dion, Michel	G	PIT
10	Duguay, Ron	C	NYR
1	Edwards, Don	G	BUF
17	Langway, Rod	D	MTL
20	Maruk, Dennis	C	WSH
16	Middleton, Rick	RW	BOS
28	Propp, Brian	LW	PHI
5	Ramsey, Mike	D	BUF
19	Robinson, Larry	D	MTL
26	Stastny, Peter	C	QUE
21	Stoughton, Blaine	LW	HFD
8	Tardif, Marc	LW	QUE
27	Tonelli, John	LW	NYI
9	Trottier, Bryan	C	NYI

Campbell Conference
Coach: Glen Sonmor, MNS

No.	Player	P	Team
19	Ciccarelli, Dino	RW	MNS
7	Coffey, Paul	D	EDM
1	Fuhr, Grant	G	EDM
99	Gretzky, Wayne	C	EDM
4	Hartsburg, Craig	D	MNS
10	Hawerchuk, Dale	C	WPG
9	Lever, Don	C	COL
2	Manno, Bob	D	TOR
27	Meloche, Gilles	G	MNS
11	Messier, Mark	LW	EDM
26	Ogrodnick, John	RW	DET
3	Rautakallio, Pekka	D	CGY
17	Savard, Denis	C	CHI
20	Secord, Al	LW	CHI
15	Smith, Bobby	C	MNS
28	Snepsts, Harold	D	VAN
12	Sutter, Brian	LW	STL
18	Taylor, Dave	RW	LAK
22	Vaive, Rick	RW	TOR
24	Wilson, Doug	D	CHI

Summary

First Period

1. Campbell Vaive (Sutter) 2:32
 2. Wales Bourque (Carlyle, Maruk) 12:03 (PP)
 3. Wales Tardif (Middleton, Stastny) 13:27
- Penalties: Tardif (Wales), tripping, 5:40; Hartsburg (Campbell), hooking, 10:36

Second Period

4. Campbell Gretzky (Coffey, Ciccarelli) 0:26
 5. Wales Bossy (Beck, Tonelli) 17:10 (GWG)
- Penalties: Hawerchuk (Campbell), tripping, 3:52; Tardif (Wales), hooking, 13:13

Third Period

6. Wales Bossy (Robinson) 1:19
- Penalties: Stoughton (Wales), tripping, 2:37

Shots on Goal

Wales (31) 8 – 16 – 7
Campbell (28) 17 – 5 – 6

Goaltenders

Wales Dion (30:23), Edwards (29:37)
Campbell Fuhr (30:23), Meloche (29:37)

MVP: Mike Bossy
Referee: Wally Harris
Linesmen: Ron Finn, Swede Knox
Attendance: 18,130

33RD NHL ALL-STAR GAME
Campbell Conference 4, Wales Conference 1
The Forum, Los Angeles
Feb. 10, 1981

Wales Conference
Coach: Scotty Bowman, BUF

No.	Player	P	Team
33	Beaupre, Don	G	MNS
7	Bourque, Ray	D	BOS
25	Carlyle, Randy	D	PIT
16	Dionne, Marcel	C	LAK
23	Gainey, Bob	LW	MTL
20	Gare, Danny	RW	BUF
5	Howe, Mark	D	HFD
14	Kehoe, Rick	RW	PIT
2	Langway, Rod	D	MTL
28	Larson, Reed	D	DET
1	Lessard, Mario	G	LAK
12	Middleton, Rick	RW	BOS
27	Ogrodnick, John	RW	DET
4	Picard, Robert	D	TOR
17	Rogers, Mike	C	HFD
22	Shutt, Steve	LW	MTL
11	Simmer, Charlie	LW	LAK
15	Smith, Bobby	C	MNS
26	Stastny, Peter	C	QUE
18	Taylor, Dave	RW	LAK

Campbell Conference
Coach: Pat Quinn, PHI

No.	Player	P	Team
10	Babych, Wayne	RW	STL
7	Barber, Bill	LW	PHI
23	Bossy, Mike	RW	NYI
14	Bourne, Bob	C	NYI
2	Dailey, Bob	D	PHI
24	Federko, Bernie	C	STL
11	Gartner, Mike	C	WSH
99	Gretzky, Wayne	C	EDM
17	Holmgren, Paul	RW	PHI
18	Johnstone, Eddie	RW	NYR
1	Liut, Mike	G	STL
12	Lukowich, Morris	LW	WPG
25	McCarthy, Kevin	D	VAN
6	Murray, Bob	D	CHI
15	Nilsson, Kent	C	CGY
33	Peeters, Pete	G	PHI
5	Potvin, Denis	D	NYI
4	Ramage, Rob	D	COL
22	Williams, Dave	LW	VAN
3	Wilson, Behn	D	PHI

Summary

First Period

1. Campbell Nilsson (Barber, Holmgren) 0:45
 2. Campbell Barber (Johnstone) 8:02 (SH, GWG)
- Penalties: Bourne (Campbell), hooking, 7:47; Williams (Campbell), holding, 10:37

Second Period

4. Campbell Babych (Johnstone, Federko) 16:12
- Penalties: None

Third Period

5. Wales Ogrodnick (Howe, Kehoe) 6:13
 6. Campbell Wilson (Bossy, Gretzky) 10:18
- Penalties: None

Shots on Goal

Wales (25) 9 – 8 – 8
Campbell (43) 18 – 13 – 12

Goaltenders

Wales Beaupre (31:43), Lessard (28:17)
Campbell Liut (31:43), Peeters (28:17)

MVP: Mike Liut

Referee: Bryan Lewis

Linesmen: Jim Christison, Gerard Gauthier

Attendance: 15,761

Third Period

5. Campbell Propp (Esposito, Leach) 4:14
6. Wales Stackhouse (Sittler, Lafleur) 11:40
7. Wales Hartsburg (Cloutier, Ratelle) 12:40 (GWG)
8. Wales Larson (Payne, Perreault) 13:12
9. Wales Cloutier (Howe) 16:06
Penalties: None

Shots on Goal

Wales (32) 10 – 5 – 17
Campbell (31) 15 – 4 – 11

Goaltenders

Wales Edwards (29:27), Meloche (30:33)
Campbell Esposito (15:10), Peeters (44:50)

MVP: Reggie Leach

Referee: Dave Newell

Linesmen: John D'Amico, Ray Scapinello

Attendance: 21,002

32ND NHL ALL-STAR GAME

Wales Conference 6, Campbell Conference 3
Joe Louis Arena, Detroit
Feb. 5, 1980

Wales Conference

Coach: Scotty Bowman, BUF

No.	Player	P	Team
24	Burrows, Dave	D	TOR
8	Cloutier, Real	RW	QUE
16	Dionne, Marcel	C	LAK
1	Edwards, Don	G	BUF
23	Gainey, Bob	LW	MTL
17	Gare, Danny	RW	BUF
15	Goring, Butch	C	LAK
4	Hartsburg, Craig	D	MNS
9	Howe, Gordie	RW	HFD
10	Lafleur, Guy	RW	MTL
28	Larson, Reed	D	DET
30	Meloche, Gilles	G	MNS
12	Murphy, Mike	RW	LAK
26	Payne, Steve	LW	MNS
11	Perreault, Gilbert	C	BUF
7	Ratelle, Jean	C	BOS
19	Robinson, Larry	D	MTL
6	Schoenfeld, Jim	D	BUF
27	Sittler, Darryl	C	TOR
3	Stackhouse, Ron	D	PIT

Campbell Conference

Coach: Al Arbour, NYI

No.	Player	P	Team
7	Barber, Bill	LW	PHI
25	Barnes, Norm	D	PHI
22	Bossy, Mike	RW	NYI
77	Esposito, Phil	C	NYR
35	Esposito, Tony	G	CHI
24	Federko, Bernie	C	STL
6	Greschner, Ron	D	NYR
99	Gretzky, Wayne	C	EDM
27	Leach, Reggie	RW	PHI
2	Lindgren, Lars	D	VAN
12	Lukowich, Morris	LW	WPG
14	MacDonald, Blair	RW	EDM
18	MacLeish, Rick	C	PHI
4	McEwen, Mike	D	COL
16	Nilsson, Kent	C	ATL
33	Peeters, Pete	G	PHI
5	Picard, Robert	D	WSH
26	Propp, Brian	LW	PHI
19	Trottier, Bryan	C	NYI
20	Watson, Jimmy	D	PHI

Summary

First Period

1. Wales Robinson (unassisted) 3:58
2. Wales Payne (Murphy, Goring) 4:19
3. Campbell Leach (McEwen) 7:15
Penalties: Hartsburg (Wales), hooking, 12:23

Second Period

4. Campbell Nilsson (Federko, MacLeish) 6:03
Penalties: None

31ST NHL ALL-STAR GAME

Wales Conference 3, Campbell Conference 2 (OT)
Buffalo Memorial Auditorium, Buffalo
Jan. 24, 1978

Wales Conference

Coach: Scotty Bowman, MTL

No.	Player	P	Team
14	Cournoyer, Yvan	RW	MTL
16	Dionne, Marcel	C	LAK
29	Dryden, Ken	G	MTL
23	Gainey, Bob	LW	MTL
10	Lafleur, Guy	RW	MTL
28	Larson, Reed	D	DET
7	Martin, Rick	LW	BUF
20	Maruk, Dennis	C	CLE
9	McDonald, Lanny	RW	TOR
24	O'Reilly, Terry	RW	BOS
22	Park, Brad	D	BOS
11	Perreault, Gilbert	C	BUF
6	Pronovost, Jean	RW	PIT
19	Robinson, Larry	D	MTL
21	Salming, Borje	D	TOR
18	Savard, Serge	D	MTL
8	Shutt, Steve	LW	MTL
12	Sirois, Bob	RW	WSH
27	Sittler, Darryl	C	TOR
1	Vachon, Rogie	G	LAK

Campbell Conference

Coach: Fred Shero, PHI

No.	Player	P	Team
7	Barber, Bill	LW	PHI
6	Beck, Barry	D	COL
3	Bladon, Tom	D	PHI
12	Boldirev, Ivan	C	CHI
22	Bossy, Mike	RW	NYI
16	Clarke, Bobby	C	PHI
10	Clement, Bill	C	ATL
2	Dailey, Bob	D	PHI
21	Eriksson, Rolie	C	MNS
77	Esposito, Phil	C	NYR
9	Gillies, Clark	LW	NYI
8	Paiement, Wilf	RW	COL
5	Potvin, Denis	D	NYI
31	Smith, Billy	G	NYI
35	Stephenson, Wayne	G	PHI
19	Trottier, Bryan	C	NYI
17	Unger, Garry	C	STL
4	Vadnais, Carol	D	NYR
11	Ververgaert, Dennis	RW	VAN
20	Watson, Jimmy	D	PHI

Summary

First Period

1. Campbell Barber (unassisted) 1:25
2. Campbell Potvin (Clarke) 12:12

Penalties: Salming (Wales), hooking, 7:42; Gillies (Campbell), holding, 18:30

Second Period

3. Wales Sittler (Robinson, Park) 19:32 (PP)

Penalties: Dailey (Campbell), tripping, 2:25; Smith (Campbell), slashing, 3:36; McDonald (Wales), interference, 3:36; Vadnais (Campbell), tripping, 18:12

Third Period

4. Wales Martin (Dionne, O'Reilly) 18:21

Penalties: None

Overtime

5. Wales Perreault (Shutt, Salming) 3:55 (GWG)

Penalties: None

Shots on Goal

Wales (40) 7 – 16 – 15 – 2

Campbell (12) 7 – 2 – 3 – 0

Goaltenders

Wales Dryden (29:26), Vachon (34:29)

Campbell Smith (29:26), Stephenson (34:29)

MVP: Billy Smith

Referee: Bruce Hood

Linesmen: John D'Amico, Leon Stickle

Attendance: 16,433

30TH NHL ALL-STAR GAME

Wales Conference 4, Campbell Conference 3

Pacific Coliseum, Vancouver

Jan. 25, 1977

Wales Conference

Coach: Scotty Bowman, MTL

No.	Player	P	Team
15	Charron, Guy	C	WSH
30	Desjardins, Gerry	G	BUF
16	Dionne, Marcel	C	LAK
29	Dryden, Ken	G	MTL
23	Gainey, Bob	LW	MTL
10	Lafleur, Guy	RW	MTL
5	Lapointe, Guy	D	MTL
14	Libett, Nick	LW	DET
25	MacAdam, Al	RW	CLE
7	Martin, Rick	LW	BUF
9	McDonald, Lanny	RW	TOR
8	McNab, Peter	C	BOS
22	Park, Brad	D	BOS
12	Perreault, Gilbert	C	BUF
20	Pronovost, Jean	RW	PIT
19	Robinson, Larry	D	MTL
21	Salming, Borje	D	TOR
18	Savard, Serge	D	MTL
6	Schoenfeld, Jim	D	BUF
2	Turnbull, Ian	D	TOR

Campbell Conference

Coach: Fred Shero, PHI

No.	Player	P	Team
3	Bladon, Tom	D	PHI
16	Clarke, Bobby	C	PHI
12	Dornhoefer, Gary	RW	PHI
77	Esposito, Phil	C	NYR
7	Gilbert, Rod	RW	NYR
11	Lysiak, Tom	C	ATL
19	MacLeish, Rick	C	PHI
15	Murdoch, Don	RW	NYR
23	Nystrom, Bob	RW	NYI
10	Paient, Wilf	RW	COL
1	Parent, Bernie	G	PHI
5	Potvin, Denis	D	NYI
30	Resch, Glenn	G	NYI
4	Russell, Phil	D	CHI
2	Snepsts, Harold	D	VAN
8	Unger, Garry	C	STL
27	Vail, Eric	LW	ATL
20	Watson, Jimmy	D	PHI
14	Watson, Joe	D	PHI
17	Young, Tim	C	MNS

Summary

First Period

1. Campbell Vail (Potvin) 2:54

2. Wales McDonald (Gainey, McNab) 6:22

Penalties: Campbell, too many men on the ice, 15:32; Dornhoefer (Campbell), roughing, 16:24; Lapointe (Wales), roughing, 16:24

Second Period

3. Campbell MacLeish (Nystrom, Potvin) 11:56

4. Wales McDonald (Perreault, Robinson) 19:27

Penalties: Potvin (Campbell), hooking, 4:11; Lapointe (Wales), tripping, 5:08; Paient (Campbell), hooking, 8:34; Joe Watson (Campbell), hooking, 14:02

Third Period

5. Wales Martin (Dionne, Robinson) 4:00 (PP)

6. Campbell Esposito (Gilbert, Dornhoefer) 12:23

7. Wales Martin (Dionne, Lafleur) 18:04 (GWG)

Penalties: Russell (Campbell), hooking, 3:17; Salming (Wales), tripping, 15:48

Shots on Goal

Wales (36) 14 – 10 – 12

Campbell (25) 10 – 8 – 7

Goaltenders

Wales Dryden (31:27), Desjardins (28:33)

Campbell Parent (31:27), Resch (27:41)

MVP: Rick Martin

Referee: Bruce Hood

Linesmen: Ron Finn, Matt Pavelich

Attendance: 15,607

29TH NHL ALL-STAR GAME

Wales Conference 7, Campbell Conference 5
The Spectrum, Philadelphia
Jan. 20, 1976

Wales Conference

Coach: Floyd Smith, BUF

No.	Player	P	Team
3	Burrows, Dave	D	PIT
6	Clement, Bill	C	WSH
16	Dionne, Marcel	C	LAK
29	Dryden, Ken	G	MTL
4	Korab, Jerry	D	BUF
10	Lafleur, Guy	RW	MTL
5	Lapointe, Guy	D	MTL
9	Larouche, Pierre	C	PIT
12	MacAdam, Al	RW	CAL
20	Mahovlich, Peter	C	MTL
8	Maloney, Dan	LW	DET
7	Martin, Rick	LW	BUF
22	Park, Brad	D	BOS
19	Pronovost, Jean	RW	PIT
11	Ramsay, Craig	LW	BUF
2	Robinson, Larry	D	MTL
21	Salming, Borje	D	TOR
19	Sheppard, Gregg	C	BOS
17	Shutt, Steve	LW	MTL
1	Thomas, Wayne	G	TOR

Campbell Conference

Coach: Fred Shero, PHI

No.	Player	P	Team
11	Barber, Bill	LW	PHI
17	Bennett, Curt	C	ATL
6	Dupont, Andre	D	PHI
12	Goldsworthy, Bill	RW	MNS
15	Harris, Billy	RW	NYI
27	Leach, Reggie	RW	PHI
18	Lysiak, Tom	C	ATL
21	MacLeish, Rick	C	PHI
14	Marks, John	LW	CHI
9	Paiement, Wilf	RW	KCS
5	Potvin, Denis	D	NYI
1	Resch, Glenn	G	NYI
4	Russell, Phil	D	CHI
35	Stephenson, Wayne	G	PHI
19	Trottier, Bryan	C	NYI
7	Unger, Garry	C	STL
2	Vadnais, Carol	D	NYR
10	Ververgaert, Dennis	RW	VAN
8	Vickers, Steve	LW	NYR
20	Watson, Jimmy	D	PHI

Summary

First Period

1. Wales Martin (Mahovlich, Lafleur) 6:01
 2. Campbell Bennett (Dupont) 16:59
 3. Wales Mahovlich (Lapointe, Lafleur) 18:31
 4. Wales Park (Mahovlich, Martin) 19:00
- Penalties: None

Second Period

5. Wales MacAdam (Maloney) 9:34
 6. Wales Lafleur (Mahovlich, Martin) 11:54
 7. Wales Dionne (unassisted) 13:51 (GWG)
 8. Wales Maloney (Larouche, MacAdam) 16:59
- Penalties: Barber (Campbell), hooking, 17:29

Third Period

9. Campbell Ververgaert (Trottier, Harris) 4:33
 10. Campbell Ververgaert (Trottier, Harris) 4:43
 11. Campbell Potvin (unassisted) 14:17
 12. Campbell Vickers (Unger, Potvin) 14:46
- Penalties: Marks (Campbell), tripping, 15:26

Shots on Goal

Wales (42) 13 – 17 – 12
Campbell (24) 9 – 6 – 9

Goaltenders

Wales Dryden (29:34), Thomas (30:26)
Campbell Resch (29:18), Stephenson (29:42)

MVP: Peter Mahovlich

Referee: Lloyd Gilmour

Linesmen: Neil Armstrong, John D'Amico

Attendance: 16,436

28TH NHL ALL-STAR GAME

Wales Conference 7, Campbell Conference 1
Montreal Forum, Montreal
Jan. 21, 1975

Wales Conference

Coach: Bep Guidolin, KCS

No.	Player	P	Team
26	Apps Jr., Syl	C	PIT
12	Dionne, Marcel	C	DET
29	Dryden, Ken	G	MTL
15	Dupere, Denis	LW	WSH
7	Esposito, Phil	C	BOS
2	Harper, Terry	D	LAK
22	Johnston, Joey	LW	CAL
6	Korab, Jerry	D	BUF
16	Lafleur, Guy	RW	MTL
5	Lapointe, Guy	D	MTL
20	Luce, Don	C	BUF
8	Martin, Rick	LW	BUF
3	Murdoch, Bob	D	LAK
24	O'Reilly, Terry	RW	BOS
4	Orr, Bobby	D	BOS
19	Pronovost, Jean	RW	PIT
14	Robert, Rene	RW	BUF
27	Sittler, Darryl	C	TOR
1	Vachon, Rogie	G	LAK
10	Vadnais, Carol	D	BOS

Campbell Conference

Coach: Fred Shero, PHI

No.	Player	P	Team
6	Barber, Bill	LW	PHI
11	Bennett, Curt	C	ATL
16	Clarke, Bobby	C	PHI
10	Gilbert, Rod	RW	NYR
22	Hextall, Dennis	C	MNS
4	Jarrett, Doug	D	CHI
12	Lysiak, Tom	C	ATL
21	Mikita, Stan	C	CHI
17	Nolet, Simon	RW	KCS
8	Pappin, Jim	RW	CHI
1	Parent, Bernie	G	PHI
2	Park, Brad	D	NYR
5	Potvin, Denis	D	NYI
19	Pratt, Tracy	D	VAN
30	Smith, Gary	G	VAN
7	Unger, Garry	C	STL
3	Van Impe, Ed	D	PHI
9	Vickers, Steve	LW	NYR
20	Watson, Jimmy	D	PHI
18	Westfall, Ed	RW	NYI

Summary

First Period

1. Wales Apps (Johnston, Vadnais) 9:38
 2. Wales Luce (O'Reilly, Dupere) 12:02 (GWG)
 3. Wales Sittler (Lafleur) 14:22
 4. Campbell Potvin (Unger) 19:41
- Penalties: None

Second Period

5. Wales Esposito (Lafleur, Murdoch) 19:16
- Penalties: Vickers (Campbell), hooking, 0:16; Luce (Wales), tripping, 4:51; Harper (Wales), hooking, 12:11; Korab (Wales), holding 19:37

Third Period

6. Wales Apps (Robert, Martin) 3:25
 7. Wales O'Reilly (unassisted) 5:43
 8. Wales Orr (Lafleur, Sittler) 7:19 (PP)
- Penalties: Jimmy Watson (Campbell), holding, 6:42; Clarke (Campbell), hooking, 13:32

Shots on Goal

Wales (37) 14 – 9 – 14
Campbell (29) 10 – 9 – 10

Goaltenders

Wales Vachon (30:39), Dryden (29:21)
Campbell Parent (29:17), Smith (30:43)

MVP: Syl Apps Jr.

Referee: Wally Harris

Linesmen: Claude Bechard, Leon Stickle

Attendance: 16,080

27TH NHL ALL-STAR GAME

West Division All-Stars 6, East Division All-Stars 4
Chicago Stadium, Chicago
Jan. 29, 1974

West Division

Coach: Billy Reay, CHI

No.	Player	P	Team
26	Awrey, Don	D	STL
12	Berry, Bob	LW	LAK
4	Burrows, Dave	D	PIT
16	Clarke, Bobby	C	PHI
35	Esposito, Tony	G	CHI
8	Goldsworthy, Bill	RW	MNS
22	Hextall, Dennis	C	MNS
10	Hull, Dennis	LW	CHI
17	Johnston, Joey	LW	CAL
18	MacDonald, Lowell	RW	PIT
7	Martin, PIT	C	CHI
9	McDonough, Al	RW	ATL
21	Mikita, Stan	C	CHI
11	Pappin, Jim	RW	CHI
1	Parent, Bernie	G	PHI
5	Plager, Barclay	D	STL
6	Unger, Garry	C	STL
3	Van Impe, Ed	D	PHI
14	Watson, Joe	D	PHI
2	White, Bill	D	CHI

East Division

Coach: Scotty Bowman, MTL

No.	Player	P	Team
11	Berenson, Red	C	DET
14	Cashman, Wayne	LW	BOS
12	Cournoyer, Yvan	RW	MTL
30	Dryden, Dave	G	BUF
7	Esposito, Phil	C	BOS
1	Gilbert, Gilles	G	BOS
5	Guevremont, Jocelyn	D	VAN
8	Hodge, Ken	RW	BOS
27	Mahovlich, Frank	LW	MTL
6	Martin, Rick	LW	BUF
18	McKenny, Jim	D	TOR
2	Park, Brad	D	NYR
3	Potvin, Denis	D	NYI
21	Redmond, Mickey	RW	DET
16	Richard, Henri	C	MTL
15	Robinson, Larry	D	MTL
10	Schmautz, Bobby	RW	VAN
20	Smith, Dallas	D	BOS
9	Ullman, Norm	C	TOR
19	Westfall, Ed	RW	NYI

Summary

First Period

1. East Mahovlich (Cournoyer, Ullman) 3:33
 2. East Cournoyer (Ullman) 16:20
- Penalties: Martin (West), tripping, 11:17

Second Period

3. West Berry (Mikita) 5:59
 4. West McDonough (Clarke, MacDonald) 13:55
 5. West MacDonald (Plager, Awrey) 19:07 (PP)
- Penalties: Hextall (West), tripping, 7:42; Berenson (East), tripping, 18:35

Third Period

6. West Mikita (Unger, White) 2:25
 7. West Unger (White, Mikita) 7:54 (SH, GWG)
 8. East Potvin (unassisted) 9:55
 9. East Redmond (Berenson) 14:55
 10. West P. Martin (Pappin) 19:13
- Penalties: Plager (West), holding, 6:27

Shots on Goal

West (28) 8 – 8 – 12
East (35) 15 – 10 – 10

Goaltenders

East Gilbert (29:59), Dryden (29:37)
West Parent (29:59), Esposito (30:01)

MVP: Garry Unger

Referee: Art Skov

Linesmen: Will Norris, Matt Pavelich

Attendance: 16,426

26TH NHL ALL-STAR GAME

East Division All-Stars 5, West Division All-Stars 4
Madison Square Garden, New York
Jan. 30, 1973

West Division

Coach: Billy Reay, CHI

No.	Player	P	Team
18	Berry, Bob	LW	LAK
16	Clarke, Bobby	C	PHI
12	Dornhoefer, Gary	RW	PHI
1	Esposito, Tony	G	CHI
5	Gibbs, Barry	D	MNS
3	Harper, Terry	D	LAK
10	Hull, Dennis	LW	CHI
23	Johnston, Joey	LW	CAL
16	MacDonald, Lowell	RW	PIT
14	Manery, Randy	D	ATL
4	Marotte, Gilles	D	LAK
7	Martin, PIT	C	CHI
21	Mikita, Stan	C	CHI
8	Pappin, Jim	RW	CHI
11	Parise, J.P.	LW	MNS
6	Plager, Barclay	D	STL
22	Polis, Greg	LW	PIT
9	Unger, Garry	C	STL
30	Vachon, Rogie	G	LAK
2	White, Bill	D	CHI

East Division

Coach: Tom Johnson, BOS

No.	Player	P	Team
3	Bergman, Gary	D	DET
12	Cournoyer, Yvan	RW	MTL
7	Esposito, Phil	C	BOS
1	Giacomin, Ed	G	NYR
21	Henderson, Paul	LW	TOR
8	Hodge, Ken	RW	BOS
14	Keon, Dave	C	TOR
5	Lapointe, Guy	D	MTL
25	Lemaire, Jacques	C	MTL
27	Mahovlich, Frank	LW	MTL
6	Martin, Rick	LW	BUF
4	Orr, Bobby	D	BOS
2	Park, Brad	D	NYR
19	Ratelle, Jean	C	NYR
15	Robert, Rene	RW	BUF
18	Savard, Serge	D	MTL
9	Schmautz, Bobby	RW	VAN
20	Smith, Dallas	D	BOS
30	Villemure, Gilles	G	NYR
17	Westfall, Ed	RW	NYI

Summary

First Period

Goals: None

Penalties: Orr (East), tripping, 11:11; Bergman (East), tripping, 14:52

Second Period

1. West Polis (Clarke, McDonald) 0:55
 2. East Robert (Park) 3:56
 3. East Mahovlich (unassisted) 16:27
 4. East Henderson (Esposito, Hodge) 19:12
 5. West P. Martin (Hull, Pappin) 19:29
- Penalties: Hodge (East), tripping, 6:26

Third Period

6. East Lemaire (Mahovlich, Lapointe) 3:19
 7. West Polis (Harper) 4:27
 8. West Harper (Mikita) 9:27
 9. East Schmautz (Savard) 13:59 (GWG)
- Penalties: White (West), hooking, 10:03

Shots on Goal

West (30) 8 – 10 – 12

East (34) 16 – 9 – 9

Goaltenders

East Villemure (29:16), Giacomin (30:44)

West Esposito (29:16), Vachon (30:02)

MVP: Greg Polis

Referee: Lloyd Gilmour

Linesmen: Neil Armstrong, John D'Amico

Attendance: 16,986

25TH NHL ALL-STAR GAME

East Division All-Stars 3, West Division All-Stars 2
Met Sports Center, Bloomington, Minn.
Jan. 25, 1972

West Division

Coach: Billy Reay, CHI

No.	Player	P	Team
15	Clarke, Bobby	C	PHI
35	Esposito, Tony	G	CHI
8	Goldworthy, Bill	RW	MNS
4	Harris, Ted	D	MNS
9	Hull, Bobby	LW	CHI
10	Hull, Dennis	LW	CHI
11	Lonsberry, Ross	LW	LAK
3	Magnuson, Keith	D	CHI
16	Maki, Chico	RW	CHI
14	Martin, PIT	C	CHI
21	Mikita, Stan	C	CHI
6	Mohns, Doug	D	MNS
17	Nolet, Simon	RW	PHI
22	Polis, Greg	LW	PIT
12	Stapleton, Pat	D	CHI
7	Unger, Garry	C	STL
5	Vadnais, Carol	D	CAL
2	White, Bill	D	CHI
1	Worsley, Gump	G	MNS

East Division

Coach: Al MacNeil, MTL

No.	Player	P	Team
5	Berenson, Red	C	DET
12	Cournoyer, Yvan	RW	MTL
1	Dryden, Ken	G	MTL
7	Esposito, Phil	C	BOS
8	Gilbert, Rod	RW	NYR
11	Hadfield, Vic	LW	NYR
17	Henderson, Paul	LW	TOR
27	Mahovlich, Frank	LW	MTL
6	Martin, Rick	LW	BUF
18	McKenzie, John	RW	BOS
4	Orr, Bobby	D	BOS
2	Park, Brad	D	NYR
10	Perreault, Gilbert	C	BUF
19	Ratelle, Jean	C	NYR
16	Seiling, Rod	D	NYR
20	Smith, Dallas	D	BOS
9	Tallon, Dale	D	VAN
3	Tremblay, J.C.	D	MTL
30	Villemure, Gilles	G	NYR

Summary

First Period

1. West B. Hull (Martin, Maki) 17:01
- Penalties: Hadfield (East), tripping, 6:22

Second Period

2. West Nolet (D. Hull) 1:11
3. East Ratelle (Tremblay, Gilbert) 3:48
4. East McKenzie (Park, Seiling) 18:45
Penalties: White (West), tripping, 5:26

Third Period

5. East Esposito (Smith, Orr) 1:09 (GWG)
Penalties: White (West), tripping, 2:28; Esposito (East), hooking, 5:34;
Tremblay (East), tripping, 8:42; Mohns (West), 19:05

Shots on Goal

West (27) 10 – 11 – 6
East (30) 9 – 8 – 13

Goaltenders

East Dryden (30:24), Villemure (29:36)
West Esposito (30:24), Worsley (29:03)

MVP: Bobby Orr

Referee: Bruce Hood

Linesmen: Claude Bechard, Matt Pavelich

Attendance: 15,423

24TH NHL ALL-STAR GAME

West Division All-Stars 2, East Division All-Stars 1
Boston Garden, Boston
Jan. 19, 1971

West Division

Coach: Scotty Bowman, STL

No.	Player	P	Team
7	Berenson, Red	C	STL
15	Clarke, Bobby	C	PHI
14	Ecclestone, Tim	LW	STL
35	Esposito, Tony	G	CHI
17	Flett, Bill	RW	LAK
20	Grant, Danny	LW	MNS
4	Harris, Ted	D	MNS
9	Hull, Bobby	LW	CHI
10	Hull, Dennis	LW	CHI
3	Magnuson, Keith	D	CHI
16	Maki, Chico	RW	CHI
6	Martin, PIT	C	CHI
21	Mikita, Stan	C	CHI
8	Plager, Barclay	D	STL
22	Polis, Greg	LW	PIT
5	Roberts, Doug	D	CAL
11	Sabourin, Gary	RW	STL
12	Stapleton, Pat	D	CHI
30	Wakely, Ernie	G	STL
2	White, Bill	D	CHI

East Division

Coach: Harry Sinden, BOS

No.	Player	P	Team
17	Balon, Dave	LW	NYR
6	Bucyk, Johnny	LW	BOS
12	Cournoyer, Yvan	RW	MTL
7	Esposito, Phil	C	BOS
1	Giacomin, Ed	G	NYR
8	Hodge, Ken	RW	BOS
9	Howe, Gordie	RW	DET
14	Keon, Dave	C	TOR
27	Mahovlich, Frank	LW	MTL
21	Mahovlich, Peter	C	MTL
15	Neilson, Jim	D	NYR
4	Orr, Bobby	D	BOS
2	Park, Brad	D	NYR
11	Perreault, Gilbert	C	BUF
18	Ratelle, Jean	C	NYR
20	Smith, Dallas	D	BOS
5	Tallon, Dale	D	VAN
3	Tremblay, J.C.	D	MTL
30	Villemure, Gilles	G	NYR
10	Westfall, Ed	RW	BOS

Summary

First Period

1. West Maki (unassisted) 0:36
2. West B. Hull (Flett) 4:38 (PP, GWG)
3. East Cournoyer (D. Smith, Balon) 6:19
Penalties: Harris (West), tripping, 2:17; Mahovlich (East), interference,
3:09; B. Hull (West) hooking, 11:14

Second Period

Goals: None
Penalties: Bucyk (East), interference, 1:22

Third Period

Goals: None
Penalties: Stapleton (West), interference, 2:48; Magnuson (West),
tripping, 8:34

Shots on Goal

West (28) 13 – 8 – 7
East (27) 13 – 12 – 2

Goaltenders

East Giacomin (30:41), Villemure (29:19)
West Esposito (30:41), Wakely (29:19)

MVP: Bobby Hull

Referee: Bill Friday

Linesmen: Neil Armstrong, John D'Amico

Attendance: 14,790

23RD NHL ALL-STAR GAME

East Division All-Stars 4, West Division All-Stars 1
St. Louis Arena, St. Louis
Jan. 20, 1970

West Division

Coach: Scotty Bowman, STL

No.	Player	P	Team
7	Berenson, Red	C	STL
10	Clarke, Bobby	C	PHI
21	Goldsworthy, Bill	RW	MNS
22	Grant, Danny	LW	MNS
6	Howell, Harry	D	OAK
16	Larose, Claude	RW	MNS
20	McDonald, Ab	LW	STL
15	O'Shea, Danny	C	MNS
29	Parent, Bernie	G	PHI
11	Parise, J.P.	LW	MNS
8	Plager, Barclay	D	STL
30	Plante, Jacques	G	STL
12	Prentice, Dean	LW	PIT
14	Roberts, Jim	RW	STL
17	Sabourin, Gary	RW	STL
9	St. Marseille, Frank	RW	STL
4	Vadnais, Carol	D	OAK
2	White, Bill	D	LAK
5	Woytowich, Bob	D	PIT

East Division

Coach: Claude Ruel, MTL

No.	Player	P	Team
5	Brewer, Carl	D	DET
8	Bucyk, Johnny	LW	BOS
12	Ellis, Ron	RW	TOR
7	Esposito, Phil	C	BOS
30	Esposito, Tony	G	CHI
1	Giacomin, Ed	G	NYR
17	Gilbert, Rod	RW	NYR
9	Howe, Gordie	RW	DET
16	Hull, Bobby	LW	CHI
14	Keon, Dave	C	TOR
2	Laperriere, Jacques	D	MTL
15	Lemaire, Jacques	C	MTL
27	Mahovlich, Frank	LW	DET
21	McKenzie, John	RW	BOS
4	Orr, Bobby	D	BOS
3	Park, Brad	D	NYR
10	Ratelle, Jean	C	NYR
18	Savard, Serge	D	MTL
11	Tkaczuk, Walt	C	NYR

Summary

First Period

1. East Laperriere (unassisted) 0:20
2. West Prentice (Berenson, Woytowich) 0:37
3. East Howe (Hull, Lemaire) 7:20 (PP, GWG)
Penalties: Park (East), tripping, 1:52; St. Marseille (West), interference, 6:00

Second Period

4. East Hull (Brewer) 3:26
5. East Tkaczuk (McKenzie, Bucyk) 9:37
Penalties: Woytowich (West), hooking, 15:47

Third Period

Goals: None
Penalties: Woytowich (West), hooking, 2:12

Shots on Goal

West (17) 6 – 5 – 6
East (44) 10 – 14 – 20

Goaltenders

East Giacomin (29:37), Esposito (30:23)
West Parent (29:37), Plante (30:23)

MVP: Bobby Hull

Referee: Art Skov

Linesmen: Claude Bechard, Matt Pavelich

Attendance: 16,587

22ND NHL ALL-STAR GAME

West Division All-Stars 3, East Division All-Stars 3
Montreal Forum, Montreal
Jan. 21, 1969

West Division

Coach: Scotty Bowman, STL

No.	Player	P	Team
3	Arbour, Al	D	STL
7	Berenson, Red	C	STL
22	Grant, Danny	LW	MNS
1	Hall, Glenn	G	STL
10	Hampson, Ted	C	OAK
5	Harvey, Doug	D	STL
9	Hicke, Bill	RW	OAK
16	Larose, Claude	RW	MNS
20	McDonald, Ab	LW	STL
8	O'Shea, Danny	C	MNS
29	Parent, Bernie	G	PHI
6	Picard, Noel	D	STL
30	Plante, Jacques	G	STL
14	Roberts, Jim	RW	STL
11	Schinkel, Ken	RW	PIT
15	Vadnais, Carol	D	OAK
2	Van Impe, Ed	D	PHI
4	Vasko, Elmer	D	MNS
21	White, Bill	D	LAK

East Division

Coach: Toe Blake, MTL

No.	Player	P	Team
4	Beliveau, Jean	C	MTL
30	Cheevers, Gerry	G	BOS
11	Esposito, Phil	C	BOS
1	Giacomin, Ed	G	NYR
17	Gilbert, Rod	RW	NYR
6	Green, Ted	D	BOS
5	Harris, Ted	D	MTL
7	Horton, Tim	D	TOR
9	Howe, Gordie	RW	DET
16	Hull, Bobby	LW	CHI
10	Hull, Dennis	LW	CHI
27	Mahovlich, Frank	LW	DET
21	Mikita, Stan	C	CHI
8	Nevin, Bob	RW	NYR
2	Orr, Bobby	D	BOS
15	Rousseau, Bobby	RW	MTL
12	Stapleton, Pat	D	CHI
3	Tremblay, J.C.	D	MTL
14	Ullman, Norm	C	TOR

Summary

First Period

1. West Berenson (Harvey, Picard) 4:43
2. East Mahovlich (Rousseau, Stapleton) 17:32
Penalties: Vadnais (West), tripping, 12:55

Second Period

3. West Roberts (Berenson, Picard) 1:53
Penalties: Horton (East), delay of game, 11:41; White (West), holding, 17:50

Third Period

4. East Mahovlich (Harris, Gilbert) 3:11
5. East Nevin (Ullman) 7:20
6. West Larose (Grant, O'Shea) 17:07 (GTG)
Penalties: White (West), interference, 10:18; Harvey (West), holding, 11:55; Horton (East), tripping, 18:46

Shots on Goal

West (27) 10 – 10 – 7
East (37) 12 – 10 – 15

Goaltenders

West Hall (1st), Parent (2nd), Plante (3rd)
East Giacomin (1st and 3rd), Cheevers (2nd)

MVP: Frank Mahovlich
Referee: John Ashley
Linesmen: Neil Armstrong, Matt Pavelich
Attendance: 16,260

21ST NHL ALL-STAR GAME

Toronto Maple Leafs 4, NHL All-Stars 3
Maple Leaf Gardens, Toronto
Jan. 16, 1968

NHL All-Stars

Coach: Toe Blake, MTL

No.	Player	P	Team
18	Balon, Dave	LW	MNS
8	Baun, Bob	D	OAK
4	Beliveau, Jean	C	MTL
12	Bucyk, Johnny	LW	BOS
1	Giacomin, Ed	G	NYR
25	Hall, Glenn	G	STL
9	Howe, Gordie	RW	DET
3	Howell, Harry	D	NYR
10	Hull, Bobby	LW	CHI
6	Laperriere, Jacques	D	MTL
22	Marshall, Don	LW	NYR
21	Mikita, Stan	C	CHI
5	Orr, Bobby	D	BOS
2	Pilote, Pierre	D	CHI
15	Rocheffort, Leon	RW	PHI
24	Sawchuk, Terry	G	LAK
12	Schinkel, Ken	RW	PIT
14	Tremblay, J.C.	D	MTL
7	Ullman, Norm	C	DET
17	Wharram, Kenny	RW	CHI

Toronto Maple Leafs

Coach: Punch Imlach, TOR

No.	Player	P	Team
10	Armstrong, George	RW	TOR
25	Carleton, Wayne	LW	TOR
22	Conacher, Brian	LW	TOR
8	Ellis, Ron	RW	TOR
30	Gamble, Bruce	G	TOR
2	Hillman, Larry	D	TOR
7	Horton, Tim	D	TOR
14	Keon, Dave	C	TOR
27	Mahovlich, Frank	LW	TOR
11	Oliver, Murray	C	TOR
18	Pappin, Jim	RW	TOR
3	Pronovost, Marcel	D	TOR
20	Pulford, Bob	LW	TOR
4	Rupp, Duane	D	TOR
1	Smith, Al	G	TOR
26	Stanley, Allan	D	TOR
12	Stemkowski, Pete	C	TOR
16	Walton, Mike	C	TOR

Summary

First Period

1. Toronto Oliver (Mahovlich, Hillman) 5:56
2. All-Stars Mikita (B. Hull, Temblay) 19:53 (SH)
Penalties: Stemkowski (TOR), holding, 14:10; Howell (NHL), holding, 17:54

Second Period

3. All-Stars Wharram (Mikita) 0:35
4. Toronto Stanley (Stemkowski, Carleton) 7:56
5. Toronto Stemkowski (Carleton, Rupp) 16:36
Penalties: Howe (NHL), tripping, 3:53

Third Period

6. Toronto Ellis (Mahovlich, Hillman) 3:31 (GWG)
7. All-Stars Ullman (Howe, Orr) 8:23
Penalties: Howe (NHL), roughing, 14:42; Walton (TOR), roughing, 14:42

Shots on Goal

All-Stars (40) 19 – 11 – 10
Toronto (41) 9 – 18 – 14

Goaltenders

All-Stars Giacomin (1st), Sawchuk (2nd), Hall (3rd)
Toronto Gamble (1st and 2nd), Smith (3rd)

MVP: Bruce Gamble
Referee: Bill Friday
Linesmen: Brent Casselman, Pat Shetler
Attendance: 15,753

20TH NHL ALL-STAR GAME

Montreal Canadiens 3, NHL All-Stars 0
Montreal Forum, Montreal
Jan. 18, 1967

NHL All-Stars

Coach: Sid Abel, DET

No.	Player	P	Team
10	Delvecchio, Alex	C	DET
24	Giacomin, Ed	G	NYR
15	Gilbert, Rod	RW	NYR
1	Hall, Glenn	G	CHI
9	Howe, Gordie	RW	DET
3	Howell, Harry	D	NYR
11	Hull, Bobby	LW	CHI
14	Keon, Dave	C	TOR
22	Mahovlich, Frank	LW	TOR
21	Mikita, Stan	C	CHI
8	Nevin, Bob	RW	NYR
4	Neilson, Jim	D	NYR
16	Oliver, Murray	C	BOS
18	Pilote, Pierre	D	CHI
2	Stanley, Allan	D	TOR
12	Stapleton, Pat	D	CHI
7	Ullman, Norm	C	DET

Montreal Canadiens
Coach: Toe Blake, MTL

No.	Player	P	Team
6	Backstrom, Ralph	C	MTL
20	Balon, Dave	LW	MTL
30	Bauman, Gary	G	MTL
18	Boudrias, Andre	LW	MTL
12	Cournoyer, Yvan	RW	MTL
8	Duff, Dick	LW	MTL
22	Ferguson, John	LW	MTL
19	Harper, Terry	D	MTL
10	Harris, Ted	D	MTL
1	Hodge, Charlie	G	MTL
2	Laperriere, Jacques	D	MTL
11	Larose, Claude	RW	MTL
23	Price, Noel	D	MTL
14	Provost, Claude	RW	MTL
16	Richard, Henri	C	MTL
15	Rousseau, Bobby	RW	MTL
17	Talbot, Jean-Guy	D	MTL
21	Tremblay, Gilles	LW	MTL
3	Tremblay, J.C.	D	MTL

Summary

First Period

1. Montreal Richard (Rousseau, Harper) 14:03 (GWG)
 2. Montreal Ferguson (Larose) 15:59
- Penalties: None

Second Period

Goals: None
Penalties: Howell (NHL), kneeing, 6:58; Richard (MTL), tripping, 7:19; Ferguson (MTL), roughing, 10:00

Third Period

3. Montreal Ferguson (Richard, Rousseau) 19:52
- Penalties: None

Shots on Goal

All-Stars (35) 10 – 10 – 15
Montreal (30) 14 – 7 – 9

Goaltenders

All-Stars Hall (30:00), Giacomin (30:00)
Montreal Hodge (40:00), Bauman (20:00)

MVP: Henri Richard
Referee: Vern Buffey
Linesmen: Neil Armstrong, Matt Pavelich
Attendance: 14,284

19TH NHL ALL-STAR GAME
NHL All-Stars 5, Montreal Canadiens 2
Montreal Forum, Montreal
Oct. 20, 1965

NHL All-Stars

Coach: Billy Reay, CHI

No.	Player	P	Team
2	Baun, Bobby	D	TOR
21	Bucyk, Johnny	LW	BOS
10	Delvecchio, Alex	C	DET
11	Ellis, Ron	RW	TOR
4	Gadsby, Bill	D	DET
15	Gilbert, Rod	RW	NYR
6	Green, Ted	D	BOS
12	Hadfield, Vic	LW	NYR
24	Hall, Glenn	G	CHI
9	Howe, Gordie	RW	DET
3	Howell, Harry	D	NYR
7	Hull, Bobby	LW	CHI
22	Mahovlich, Frank	LW	TOR
14	Mohns, Doug	D	CHI
23	Nesterenko, Eric	RW	CHI
16	Oliver, Murray	C	BOS
18	Pilote, Pierre	D	CHI
5	Pronovost, Marcel	D	DET
8	Ullman, Norm	C	DET

Montreal Canadiens

Coach: Toe Blake, MTL

No.	Player	P	Team
6	Backstrom, Ralph	C	MTL
20	Balon, Dave	LW	MTL
4	Beliveau, Jean	C	MTL
24	Berenson, Red	C	MTL
8	Duff, Dick	LW	MTL
22	Ferguson, John	LW	MTL
19	Harper, Terry	D	MTL
10	Harris, Ted	D	MTL
1	Hodge, Charlie	G	MTL
2	Laperriere, Jacques	D	MTL
11	Larose, Claude	RW	MTL
14	Provost, Claude	RW	MTL
16	Richard, Henri	C	MTL
26	Roberts, Jim	RW	MTL
15	Rousseau, Bobby	RW	MTL
17	Talbot, Jean-Guy	D	MTL
21	Tremblay, Gilles	LW	MTL
3	Tremblay, J.C.	D	MTL
30	Worsley, Gump	G	MTL

Summary

First Period

Goals: None
Penalties: Gadsby (NHL), interference, 0:48; Beliveau (MTL), hooking, 7:13; Harris (MTL), interference, 9:48; Larose (MTL), boarding, 13:27; Pronovost (NHL), holding, 16:08; Harris (MTL), holding, 16:33

Second Period

1. Montreal Beliveau (Duff, Rousseau) 6:48
 2. Montreal Laperriere (Backstrom, Larose) 11:00
 3. All-Stars Ullman (Hull, Howe) 12:40
 4. All-Stars Hull (Howe, Oliver) 16:35 (PP)
 5. All-Stars Howe (Ullman, Baun) 19:19 (GWG)
- Penalties: Balon (MTL), holding, 16:31

Third Period

6. All-Stars Bucyk (Gadsby, Oliver) 10:01
 7. All-Stars Howe (unassisted) 18:39 (SH)
- Penalties: Ellis (NHL), boarding, 6:20; Ferguson (MTL), elbowing, 11:57; Howell (NHL), hooking, 14:31; Howell (NHL), slashing, 18:31

Shots on Goal

All-Stars (25) 8 – 12 – 5
Montreal (41) 13 – 14 – 14

Goaltenders

All-Stars Hall (60:00)
Montreal Worsley (30:46), Hodge (29:14)

MVP: Gordie Howe

Referee: Art Skov

Linesmen: Neil Armstrong, Matt Pavelich

Attendance: 14,284

18TH NHL ALL-STAR GAME

NHL All-Stars 3, Toronto Maple Leafs 2
Maple Leaf Gardens, Toronto
Oct. 10, 1964

NHL All-Stars

Coach: Sid Abel, DET

No.	Player	P	Team
4	Beliveau, Jean	C	MTL
23	Boivin, Leo	D	BOS
22	Bucyk, Johnny	LW	BOS
10	Delvecchio, Alex	C	DET
12	Gilbert, Rod	RW	NYR
1	Hall, Glenn	G	CHI
20	Henry, Camille	C	NYR
25	Hodge, Charlie	G	MTL
9	Howe, Gordie	RW	DET
3	Howell, Harry	D	NYR
7	Hull, Bobby	LW	CHI
2	Laperriere, Jacques	D	MTL
21	Mikita, Stan	C	CHI
15	Oliver, Murray	C	BOS
11	Pilote, Pierre	D	CHI
16	Provost, Claude	RW	MTL
8	Ullman, Norm	C	DET
5	Vasko, Elmer	D	CHI

Toronto Maple Leafs

Coach: Punch Imlach, TOR

No.	Player	P	Team
10	Armstrong, George	RW	TOR
9	Bathgate, Andy	RW	TOR
21	Baun, Bobby	D	TOR
1	Bower, Johnny	G	TOR
2	Brewer, Carl	D	TOR
19	Douglas, Kent	D	TOR
8	Ehman, Gerry	RW	TOR
11	Ellis, Ron	RW	TOR
15	Harris, Billy	C	TOR
22	Hillman, Larry	D	TOR
7	Horton, Tim	D	TOR
14	Keon, Dave	C	TOR
27	Mahovlich, Frank	LW	TOR
17	McKenney, Don	C	TOR
18	Pappin, Jim	RW	TOR
20	Pulford, Bob	LW	TOR
24	Sawchuk, Terry	G	TOR
23	Shack, Eddie	RW	TOR
12	Stewart, Ron	RW	TOR

Summary

First Period

Goals: None

Penalties: Bathgate (TOR), holding, 1:05; Howell (NHL), charging, 7:25;

Baun (TOR), cross-checking, 15:38; Douglas (TOR), interference, 17:42;

Oliver, (NHL), high-sticking, 17:42

Second Period

1. All-Stars Boivin (Laperriere, Oliver) 10:47

2. Toronto Douglas (Bathgate, Mahovlich) 11:45 (PP)

3. All-Stars Beliveau (Hull, Howe) 13:52

Penalties: Laperriere (NHL), interference, 2:27; Mikita (NHL), roughing, 9:43; Baun (NHL), roughing, 9:43; Howell (NHL), hooking, 11:03; Hodge (NHL), holding the puck, 15:31

Third Period

4. All-Stars Oliver (Bucyk, Howell) 6:11 (GWG)

5. Toronto Pappin (Ehman) 13:35

Penalties: Stewart (TOR), interference, 5:32; Pilote (NHL), holding, 5:43; Douglas (TOR), interference, 8:35; Provost (NHL), hooking, 10:51

Shots on Goal

All-Stars (32) 9 – 14 – 9

Toronto (28) 8 – 8 – 12

Goaltenders

All-Stars Hall (29:43), Hodge (30:17)

Toronto Bower (29:43), Sawchuk (30:17)

MVP: Jean Beliveau

Referee: John Ashley

Linesmen: Neil Armstrong, Matt Pavelich

Attendance: 14,232

17TH NHL ALL-STAR GAME

Toronto Maple Leafs 3, NHL All-Stars 3
Maple Leaf Gardens, Toronto
Oct. 5, 1963

NHL All-Stars

Coach: Sid Abel, DET

No.	Player	P	Team
8	Bathgate, Andy	RW	NYR
19	Beliveau, Jean	C	MTL
17	Bucyk, Johnny	LW	BOS
10	Delvecchio, Alex	C	DET
5	Geoffrion, Bernie	RW	MTL
1	Hall, Glenn	G	CHI
12	Henry, Camille	C	NYR
9	Howe, Gordie	RW	DET
11	Howell, Harry	D	NYR
7	Hull, Bobby	LW	CHI
20	Johnson, Tom	D	BOS
15	Oliver, Murray	C	BOS
3	Pilote, Pierre	D	CHI
18	Prentice, Dean	LW	BOS
2	Pronovost, Marcel	D	DET
14	Provost, Claude	RW	MTL
16	Richard, Henri	C	MTL
24	Sawchuk, Terry	G	DET
6	Ullman, Norm	C	DET
4	Vasko, Elmer	D	CHI

Toronto Maple Leafs
Coach: Punch Imlach, TOR

No.	Player	P	Team
10	Armstrong, George	RW	TOR
21	Baun, Bobby	D	TOR
1	Bower, Johnny	G	TOR
19	Douglas, Kent	D	TOR
9	Duff, Dick	LW	TOR
15	Harris, Billy	C	TOR
22	Hillman, Larry	D	TOR
7	Horton, Tim	D	TOR
4	Kelly, Red	C	TOR
14	Keon, Dave	C	TOR
25	Litzenberger, Ed	RW	TOR
27	Mahovlich, Frank	LW	TOR
8	MacMillan, John	RW	TOR
11	Nevin, Bob	RW	TOR
20	Pulford, Bob	LW	TOR
23	Shack, Eddie	RW	TOR
24	Simmons, Don	G	TOR
26	Stanley, Allan	D	TOR
12	Stewart, Ron	RW	TOR

Summary

First Period

1. Toronto Mahovlich (Armstrong, Baun) 2:22
2. All-Stars Richard (Henry, Howe) 4:08 (PP)
3. Toronto Mahovlich (Keon, Litzenberger) 12:11
4. All-Stars Hull (Geoffrion) 19:27 (PP)

Penalties: Stanley (TOR), holding, 2:42; Howell (NHL), holding, 15:18; Duff (TOR), holding, 18:15

Second Period

Goals: None

Penalties: Pronovost (NHL), tripping, 11:47; Horton (TOR), holding, 16:32; Baun (TOR), cross-checking, 18:55; Hull (NHL), high-sticking, 19:27; Horton (TOR), high-sticking, 19:27

Third Period

5. Toronto Litzenberger (Mahovlich, Kelly) 2:56
6. All-Stars Pronovost (Bucyk, Oliver) 3:23 (GTG)

Penalties: Stanley (TOR), hooking, 17:04

Shots on Goal

All-Stars (38) 14 – 12 – 12
Toronto (36) 12 – 10 – 14

Goaltenders

All-Stars Hall (31:03), Sawchuk (28:57)
Toronto Bower (40:00), Simmons (20:00)

MVP: Frank Mahovlich
Referee: Frank Udvari
Linesmen: Neil Armstrong, Matt Pavelich
Attendance: 14, 034

16TH NHL ALL-STAR GAME
Toronto Maple Leafs 4, NHL All-Stars 1
Maple Leaf Gardens, Toronto
Oct. 6, 1962

NHL All-Stars

Coach: Rudy Pilous, CHI

No.	Player	P	Team
12	Backstrom, Ralph	C	MTL
6	Bathgate, Andy	RW	NYR
20	Boivin, Leo	D	BOS
10	Delvecchio, Alex	C	DET
18	Evans, Jack	D	DET
5	Geoffrion, Bernie	RW	MTL
1	Hall, Glenn	G	CHI
2	Harvey, Doug	D	NYR
9	Howe, Gordie	RW	DET
11	Hull, Bobby	LW	CHI
17	McKenney, Don	C	BOS
19	Mohns, Doug	D	BOS
3	Pilote, Pierre	D	CHI
1	Plante, Jacques	G	MTL
14	Provost, Claude	RW	MTL
4	Talbot, Jean-Guy	D	MTL
7	Ullman, Norm	D	DET
1	Worsley, Gump	G	NYR

Toronto Maple Leafs

Coach: Punch Imlach, TOR

No.	Player	P	Team
10	Armstrong, George	RW	TOR
21	Baun, Bobby	D	TOR
1	Bower, Johnny	G	TOR
2	Brewer, Carl	D	TOR
19	Douglas, Kent	D	TOR
9	Duff, Dick	LW	TOR
15	Harris, Billy	C	TOR
22	Hillman, Larry	D	TOR
7	Horton, Tim	D	TOR
4	Kelly, Red	C	TOR
14	Keon, Dave	C	TOR
25	Litzenberger, Ed	RW	TOR
27	Mahovlich, Frank	LW	TOR
24	MacMillan, John	RW	TOR
11	Nevin, Bob	RW	TOR
20	Pulford, Bob	LW	TOR
23	Shack, Eddie	RW	TOR
26	Stanley, Allan	D	TOR
12	Stewart, Ron	RW	TOR

Summary

First Period

1. Toronto Duff (Douglas, Armstrong) 5:22 (PP)
2. All-Stars Howe (Delvecchio, Pilote) 7:26 (PP)
3. Toronto Pulford (Stewart) 10:45 (GWG)
4. Toronto Mahovlich (Stanley) 13:03
5. Toronto Shack (Keon) 19:32

Penalties: Mohns (NHL), tripping, 4:32; Nevin (TOR), tripping, 6:16; McKenney (NHL), roughing, 12:41; Brewer (TOR), roughing, 12:41; Howe (NHL), roughing, 15:39; Shack (TOR), roughing, 15:39

Second Period

Goals: None

Penalties: Kelly (TOR), tripping, 1:56; Howe (NHL), hooking, 16:33; Brewer (TOR), holding, 18:30

Third Period

Goals: None

Penalties: Baun (TOR), charging, 13:03; Boivin (NHL), holding, 17:35; Shack (TOR), slashing, 19:21

Shots on Goal

All-Stars (33) 10 – 12 – 11
Toronto (36) 16 – 10 – 10

Goaltenders

All-Stars Plante (1st), Hall (2nd), Worsley (3rd)
Toronto Bower (60:00)

MVP: Eddie Shack

Referee: Eddie Powers

Linesmen: Matt Pavelich, Ron Wicks

Attendance: 14,236

Third Period

Goals: None

Penalties: Pilote (CHI), hooking, 1:38; Richard (NHL), holding, 11:49; Hull (CHI), interference, 19:24

Shots on Goal

All-Stars (35) 11 – 13 – 11

Chicago (23) 6 – 9 – 8

15TH NHL ALL-STAR GAME

NHL All-Stars 3, Chicago Black Hawks 1
Chicago Stadium, Chicago
Oct. 7, 1961

NHL All-Stars

Coach: Sid Abel, DET

No.	Player	P	Team
6	Bathgate, Andy	RW	NYR
20	Boivin, Leo	D	BOS
1	Bower, Johnny	G	TOR
10	Delvecchio, Alex	C	DET
5	Geoffrion, Bernie	RW	MTL
4	Goyette, Phil	C	MTL
2	Harvey, Doug	D	NYR
18	Horton, Tim	D	TOR
9	Howe, Gordie	RW	DET
8	Mahovlich, Frank	LW	TOR
12	Marshall, Don	LW	MTL
17	McKenney, Don	C	BOS
19	Mohns, Doug	D	BOS
15	Prentice, Dean	LW	NYR
3	Pronovost, Marcel	D	DET
14	Provost, Claude	RW	MTL
16	Richard, Henri	C	MTL
7	Ullman, Norm	C	DET
1	Worsley, Gump	G	NYR

Chicago Black Hawks

Coach: Rudy Pilous, CHI

No.	Player	P	Team
5	Evans, Jack	D	CHI
6	Fleming, Reggie	LW	CHI
1	Hall, Glenn	G	CHI
7	Hall, Murray	C	CHI
11	Hay, Billy	C	CHI
9	Horvath, Bronco	C	CHI
16	Hull, Bobby	LW	CHI
18	Maki, Chico	RW	CHI
14	McDonald, Ab	LW	CHI
12	Melnyk, Gerry	C	CHI
10	Murphy, Ron	LW	CHI
15	Nesterenko, Eric	RW	CHI
3	Pilote, Pierre	D	CHI
19	St. Laurent, Dollard	D	CHI
2	Turner, Bob	D	CHI
4	Vasko, Elmer	D	CHI
17	Wharram, Kenny	RW	CHI

Summary

First Period

1. All-Stars Delvecchio (Howe, Ullman) 11:37

Penalties: Mahovlich (NHL), holding, 8:26; Hay (Chicago), hooking, 15:02; Vasko (CHI), boarding, 19:15

Second Period

2. All-Stars McKenney (Bathgate, Pronovost) 2:37 (GWG)

3. Chicago Nesterenko (Hull, Pilote) 6:26 (PP)

4. All-Stars Howe (Delvecchio, Ullman) 12:38

Penalties: Goyette (NHL), holding, 4:46; Mahovlich (NHL), high-sticking, 7:36; Mahovlich (NHL), roughing, 7:36; Nesterenko (CHI), high-sticking, 7:36; Nesterenko (CHI), holding, 16:21; McKenney (NHL), holding, 19:47

Goaltenders

All-Stars Bower (30:00), Worsley (30:00)

Chicago Hall (60:00)

Referee: Frank Udvari

Linesmen: Neil Armstrong, George Hayes

Attendance: 14,534

14TH NHL ALL-STAR GAME

NHL All-Stars 2, Montreal Canadiens 1
Montreal Forum, Montreal
Oct. 1, 1960

NHL All-Stars

Coach: Punch Imlach, TOR

No.	Player	P	Team
2	Armstrong, Bob	D	BOS
10	Bathgate, Andy	RW	NYR
14	Gadsby, Bill	D	NYR
1	Hall, Glenn	G	CHI
11	Hay, Billy	C	CHI
12	Hebenton, Andy	RW	NYR
6	Horvath, Bronco	D	BOS
9	Howe, Gordie	RW	DET
16	Hull, Bobby	LW	CHI
4	Kelly, Red	D	TOR
19	Mahovlich, Frank	LW	TOR
17	McKenney, Don	C	BOS
5	Pilote, Pierre	D	CHI
3	Pronovost, Marcel	D	DET
20	Pulford, Bob	LW	TOR
18	Stanley, Allan	D	TOR
7	Stasiuk, Vic	LW	BOS
15	Sullivan, Red	C	NYR
8	Ullman, Norm	C	DET

Montreal Canadiens

Coach: Toe Blake, MTL

No.	Player	P	Team
6	Backstrom, Ralph	C	MTL
4	Beliveau, Jean	C	MTL
18	Bonin, Marcel	LW	MTL
5	Geoffrion, Bernie	RW	MTL
2	Harvey, Doug	D	MTL
8	Hicke, Bill	RW	MTL
10	Johnson, Tom	D	MTL
19	Langlois, Al	D	MTL
22	Marshall, Don	LW	MTL
12	Moore, Dickie	RW	MTL
1	Plante, Jacques	G	MTL
23	Pronovost, Andre	LW	MTL
24	Provost, Claude	RW	MTL
16	Richard, Henri	C	MTL
17	Talbot, Jean-Guy	D	MTL
11	Turner, Bob	D	MTL

Summary

First Period

Goals: None

Penalties: Talbot (MTL), cross-checking, 7:22

Second Period

- All-Stars Mahovlich (Pilote, Kelly) 0:40
 - Montreal Provost (Backstrom, Pronovost) 11:40
 - All-Stars Heberton (Sullivan) 15:15 (SH, GWG)
- Penalties: Sullivan (NHL), hooking, 12:17; Hull (NHL), holding, 14:47; Johnson (MTL), holding, 17:03

Third Period

- Goals: None
- Penalties: Hicke (MTL), hooking, 2:58; Gadsby (NHL), holding, 5:44; Pilote (NHL), tripping, 6:54; Harvey (MTL), interference, 10:20

Shots on Goal

All-Stars (27) 7 – 10 – 10
 Montreal (26) 9 – 8 – 9

Goaltenders

All-Stars Hall (60:00)
 Montreal Plante (60:00)

Referee: Ed Powers

Linesmen: Neil Armstrong, George Hayes

Attendance: 13,949

13TH NHL ALL-STAR GAME

Montreal Canadiens 6, NHL All-Stars 1
 Montreal Forum, Montreal
 Oct. 3, 1959

NHL All-Stars

Coach: Punch Imlach, TOR

No.	Player	P	Team
24	Armstrong, George	RW	TOR
8	Bathgate, Andy	RW	NYR
5	Brewer, Carl	D	TOR
10	Delvecchio, Alex	C	DET
14	Flaman, Fern	D	BOS
4	Gadsby, Bill	D	NYR
9	Howe, Gordie	RW	DET
17	Litzenberger, Ed	RW	CHI
15	Mahovlich, Frank	LW	TOR
18	McKenney, Don	C	BOS
19	Mohns, Doug	D	BOS
16	Olmstead, Bert	LW	TOR
3	Pronovost, Marcel	D	DET
1	Sawchuk, Terry	G	DET
7	Sullivan, Red	C	NYR
11	Toppazzini, Jerry	RW	BOS

Montreal Canadiens

Coach: Toe Blake, MTL

No.	Player	P	Team
6	Backstrom, Ralph	C	MTL
4	Beliveau, Jean	C	MTL
18	Bonin, Marcel	LW	MTL
5	Geoffrion, Bernie	RW	MTL
20	Goyette, Phil	C	MTL
2	Harvey, Doug	D	MTL
8	Hicke, Bill	RW	MTL
10	Johnson, Tom	D	MTL
19	Langlois, Al	D	MTL
22	Marshall, Don	LW	MTL
15	McDonald, Ab	LW	MTL
12	Moore, Dickie	RW	MTL
1	Plante, Jacques	G	MTL
23	Pronovost, Andre	LW	MTL
14	Provost, Claude	RW	MTL
16	Richard, Henri	C	MTL
9	Richard, Maurice	RW	MTL
21	Tremblay, J.C.	D	MTL
11	Turner, Bob	D	MTL

Summary

First Period

Goals: None
 Penalties: None

Second Period

- Montreal Beliveau (Hicke, Harvey) 4:25
 - Montreal McDonald (Backstrom, Geoffrion) 13:43 (GWG)
 - All-Stars McKenney (Litzenberger) 18:30
- Penalties: None

Third Period

- Montreal Moore (H. Richard, Johnson) 7:44
 - Montreal H. Richard (Moore, Harvey) 9:31
 - Montreal Beliveau (Hicke, Bonin) 11:54
 - Montreal Pronovost (Harvey) 15:51
- Penalties: Tremblay (MTL), holding, 8:43; Bathgate (NHL), hooking, 9:21; Turner (MTL), tripping, 12:45

Shots on Goal

All-Stars (35) 14 – 16 – 5
 Montreal (33) 9 – 14 – 10

Goaltenders

All-Stars Sawchuk (60:00)
 Montreal Plante (60:00)

Referee: Frank Udvari

Linesmen: Bob Frampton, George Hayes

Attendance: 13,818

12TH NHL ALL-STAR GAME

Montreal Canadiens 6, NHL All-Stars 3
 Montreal Forum, Montreal
 Oct. 4, 1958

NHL All-Stars

Coach: Milt Schmidt, BOS

No.	Player	P	Team
8	Bathgate, Andy	RW	NYR
10	Delvecchio, Alex	C	DET
16	Duff, Dick	LW	TOR
14	Flaman, Fern	D	BOS
4	Gadsby, Bill	D	NYR
1	Hall, Glenn	G	CHI
15	Harris, Billy	C	TOR
12	Henry, Camille	C	NYR
9	Howe, Gordie	RW	DET
5	Kelly, Red	D	DET
17	Litzenberger, Ed	RW	CHI
18	McKenney, Don	C	BOS
19	Mohns, Doug	D	BOS
3	Pronovost, Marcel	D	DET
24	St. Laurent, Dollard	D	CHI
7	Sullivan, Red	C	NYR
11	Toppazzini, Jerry	RW	BOS

Montreal Canadiens
Coach: Toe Blake, MTL

No.	Player	P	Team
6	Backstrom, Ralph	C	MTL
4	Beliveau, Jean	C	MTL
18	Bonin, Marcel	LW	MTL
21	Cushenan, Ian	D	MTL
5	Geoffrion, Bernie	RW	MTL
20	Goyette, Phil	C	MTL
2	Harvey, Doug	D	MTL
10	Johnson, Tom	D	MTL
22	Marshall, Don	LW	MTL
15	McDonald, Ab	LW	MTL
12	Moore, Dickie	RW	MTL
1	Plante, Jacques	G	MTL
23	Pronovost, Andre	LW	MTL
14	Provost, Claude	RW	MTL
16	Richard, Henri	C	MTL
9	Richard, Maurice	RW	MTL

Summary

First Period

1. Montreal M. Richard (Harvey, Moore) 9:19 (PP)
2. Montreal Geoffrion (H. Richard) 16:20
Penalties: Henry (NHL), illegal substitution, 7:29; Harvey (MTL), interference, 11:41

Second Period

3. Montreal Marshall (Provost) 2:33 (SH)
4. Montreal H. Richard (Talbot, Moore) 5:08 (GWG)
5. All-Stars Pulford (Toppazzini, Harris) 11:39
Penalties: Turner (MTL), holding, 2:24

Third Period

6. All-Stars Bathgate (Litzenberger, Henry) 3:55
7. Montreal McDonald (Provost, Marshall) 7:43 (PP)
8. All-Stars Bathgate (Pulford, Sullivan) 13:54 (PP)
9. Montreal M. Richard (Moore, H. Richard) 16:04
Penalties: Mohns (NHL), hooking, 4:25; Duff (NHL), tripping, 7:36; Provost (MTL), hooking, 12:52

Shots on Goal

All-Stars (27) 7 – 8 – 12
Montreal (39) 17 – 11 – 11

Goaltenders

All-Stars Hall (60:00)
Montreal Plante (60:00)

Referee: Eddie Powers

Linesmen: George Hayes, William Morrison

Attendance: 13,989

11TH NHL ALL-STAR GAME
NHL All-Stars 5, Montreal Canadiens 3
Montreal Forum, Montreal
Oct. 5, 1957

NHL All-Stars

Coach: Milt Schmidt, BOS

No.	Player	P	Team
17	Armstrong, George	RW	TOR
5	Bathgate, Andy	RW	NYR
12	Chevrefils, Real	LW	BOS
10	Delvecchio, Alex	C	DET
8	Duff, Dick	LW	TOR
14	Flaman, Fern	D	BOS
24	Gadsby, Bill	D	NYR
1	Hall, Glenn	G	DET
9	Howe, Gordie	RW	DET
4	Kelly, Red	D	DET
7	Lindsay, Ted	LW	DET
11	Litzenberger, Ed	RW	CHI
18	McKenney, Don	C	BOS
16	Migay, Rudy	C	TOR
3	Morrison, Jim	D	TOR
15	Prentice, Dean	LW	NYR
6	Pronovost, Marcel	D	DET
19	Stanley, Allan	D	BOS

Montreal Canadiens

Coach: Toe Blake, MTL

No.	Player	P	Team
4	Beliveau, Jean	C	MTL
18	Bonin, Marcel	LW	MTL
6	Curry, Floyd	RW	MTL
20	Goyette, Phil	C	MTL
2	Harvey, Doug	D	MTL
10	Johnson, Tom	D	MTL
22	Marshall, Don	LW	MTL
12	Moore, Dickie	RW	MTL
15	Olmstead, Bert	LW	MTL
1	Plante, Jacques	G	MTL
23	Pronovost, Andre	LW	MTL
14	Provost, Claude	RW	MTL
16	Richard, Henri	C	MTL
9	Richard, Maurice	RW	MTL
19	St. Laurent, Dollard	D	MTL
8	Smrke, Stan	LW	MTL
17	Talbot, Jean-Guy	D	MTL
11	Turner, Bob	D	MTL

Summary

First Period

1. All-Stars Kelly (unassisted) 1:06
2. Montreal M. Richard (H. Richard, Moore) 10:53
3. All-Stars Stanley (Prentice, Migay) 19:55 (SH)
Penalties: Migay (NHL), hooking, 5:36; Talbot (MTL), high-sticking, 14:25; Howe, (NHL), hooking, 15:55; Harvey (MTL), holding, 16:05; Howe (NHL), interference, 19:14

Second Period

4. Montreal Olmstead (Johnson) 0:33 (PP)
5. Montreal Smrke (Bonin) 9:13
6. All-Stars Bathgate (Litzenberger, Prentice) 18:14
Penalties: Talbot (MTL), holding, 5:54; Chevrefils (NHL), hooking, 12:36; Johnson (MTL), holding, 18:59

Third Period

7. All-Stars Howe (Chevrefils, Morrison) 8:11 (PP, GWG)
8. All-Stars Prentice (Bathgate, Litzenberger) 16:50
Penalties: Flaman (NHL), holding, 5:48; Olmstead (MTL), spearing, 6:24; Flaman (NHL), interference, 9:46

Shots on Goal

All-Stars (38) 14 – 12 – 12
Montreal (32) 10 – 13 – 9

Goaltenders
All-Stars Hall (60:00)
Montreal Plante (60:00)

Referee: Red Storey
Linesmen: Doug Davies, William Morrison
Attendance: 13,095

10TH NHL ALL-STAR GAME

Montreal Canadiens 1, NHL All-Stars 1
Montreal Forum, Montreal
Oct. 9, 1956

NHL All-Stars

Coach: Jimmy Skinner, DET

No.	Player	P	Team
10	Armstrong, George	RW	TOR
5	Bolton, Hughie	D	TOR
19	Creighton, Dave	C	NYR
8	Delvecchio, Alex	C	DET
6	Duff, Dick	LW	TOR
14	Flaman, Fern	D	BOS
16	Gadsby, Bill	D	NYR
1	Hall, Glenn	G	DET
18	Hergesheimer, Wally	RW	CHI
4	Kelly, Red	D	DET
9	Labine, Leo	RW	BOS
7	Lindsay, Ted	LW	DET
11	Mickoski, Nick	LW	CHI
3	Morrison, Jim	D	TOR
2	Mortson, Gus	D	CHI
24	Sawchuk, Terry	G	BOS
12	Sloan, Tod	C	TOR
20	Sullivan, Red	C	CHI
15	Wilson, Johnny	LW	CHI

Montreal Canadiens

Coach: Toe Blake, MTL

No.	Player	P	Team
4	Beliveau, Jean	C	MTL
6	Curry, Floyd	RW	MTL
5	Geoffrion, Bernie	RW	MTL
2	Harvey, Doug	D	MTL
10	Johnson, Tom	D	MTL
8	Leclair, Jack	C	MTL
22	Marshall, Don	LW	MTL
12	Moore, Dickie	RW	MTL
15	Olmstead, Bert	LW	MTL
1	Plante, Jacques	G	MTL
14	Provost, Claude	RW	MTL
16	Richard, Henri	C	MTL
9	Richard, Maurice	RW	MTL
19	St. Laurent, Dollard	D	MTL
17	Talbot, Jean-Guy	D	MTL
11	Turner, Bob	D	MTL

Summary

First Period

Goals: None

Penalties: Flaman (NHL), hooking, 1:42; Beliveau (MTL), cross-checking, 7:44; Beliveau (MTL), interference, 18:29

Second Period

1. Montreal M. Richard (Olmstead, Harvey) 14:58 (PP)

2. All-Stars Lindsay (Mortson) 18:48 (GTG)

Penalties: Mortson (NHL), interference, 8:14; Sullivan (NHL), holding, 14:25

Third Period

Goals: None

Penalties: Labine (NHL), tripping, 2:17; Mortson (NHL), tripping, 9:42

Shots on Goal
All-Stars (28) 7 – 9 – 12
Montreal (27) 10 – 8 – 9

Goaltenders
All-Stars Hall (29:30), Sawchuk (30:30)
Detroit Plante (60:00)

Referee: Red Storey
Linesmen: Doug Davies, Bill Roberts
Attendance: 13,095

9TH NHL ALL-STAR GAME

Detroit Red Wings 3, NHL All-Stars 1
Olympia Stadium, Detroit
Oct. 2, 1955

NHL All-Stars

Coach: Dick Irvin, CHI

No.	Player	P	Team
1	Beliveau, Jean	C	MTL
3	Flaman, Fern	D	BOS
4	Geoffrion, Bernie	RW	MTL
2	Harvey, Doug	D	MTL
6	Labine, Leo	RW	BOS
8	Lewicki, Danny	LW	NYR
7	Litzenberger, Ed	RW	CHI
9	Lumley, Harry	G	TOR
20	Martin, Frank	D	CHI
10	Morrison, Jim	D	TOR
11	Mosdell, Kenny	C	MTL
12	Richard, Maurice	RW	MTL
15	Sawchuk, Terry	G	BOS
5	Smith, Sid	LW	TOR
14	Stanley, Allan	D	CHI
17	Stewart, Ron	RW	TOR
16	Sullivan, Red	C	CHI
18	Watson, Harry	LW	CHI

Detroit Red Wings

Coach: Jimmy Skinner, DET

No.	Player	P	Team
20	Bucyk, John	LW	DET
14	Chevrefils, Real	LW	DET
21	Corcoran, Norm	C	DET
10	Delvecchio, Alex	C	DET
17	Dineen, Bill	RW	DET
5	Godfrey, Warren	D	DET
2	Goldham, Bob	D	DET
1	Hall, Glenn	G	DET
15	Hillman, Larry	D	DET
18	Hollingworth, Gord	D	DET
9	Howe, Gordie	RW	DET
4	Kelly, Red	D	DET
7	Lindsay, Ted	LW	DET
11	Pavelich, Marty	LW	DET
3	Pronovost, Marcel	D	DET
8	Reibel, Earl	C	DET
12	Sandford, Ed	LW	DET
19	Toppazzini, Jerry	RW	DET
16	Ullman, Norm	C	DET

Summary

First Period

Goals: None

Penalties: Flaman (NHL), charging, 1:28; Corcoran (DET), interference, 8:46; Geoffrion (NHL), slashing, 9:04; Stewart (NHL), hooking, 10:32; Bucyk (DET), interference, 15:16; Stanley (NHL), holding, 16:14; Morrison (NHL), interference, 19:14

Second Period

- 1. Detroit Howe (Reibel, Delvecchio) 0:57 (PP)
 - 2. Detroit Reibel (Howe, Lindsay) 5:43 (GWG)
- Penalties: Corcoran (DET), holding, 6:40; Hollingworth (DET), high-sticking, 16:01

Third Period

- 3. All-Stars Harvey (Beliveau, Smith) 16:38
 - 4. Detroit Reibel (Goldham, Lindsay) 19:33 (EN)
- Penalties: Hollingworth (DET), tripping, 10:54; Harvey (NHL), boarding, 12:28

Shots on Goal

All-Stars (31) 4 – 16 – 11
 Detroit (44) 16 – 10 – 18

Goaltenders

All-Stars Lumley (32:10), Sawchuk (27:50)
 Detroit Hall (60:00)

Referee: Frank Udvari

Linesmen: George Hayes, William Morrison

Attendance: 10,111

8TH NHL ALL-STAR GAME

NHL All-Stars 2, Detroit Red Wings 2
 Olympia Stadium, Detroit
 Oct. 2, 1954

NHL All-Stars

Coach: King Clancy, TOR

No.	Player	P	Team
14	Beliveau, Jean	C	MTL
4	Gadsby, Bill	D	CHI
5	Geoffrion, Bernie	RW	MTL
2	Harvey, Doug	D	MTL
18	Horton, Tim	D	TOR
10	Howell, Harry	D	NYR
12	Kennedy, Ted	C	TOR
1	Lumley, Harry	G	TOR
6	MacKell, Fleming	C	BOS
23	Mohns, Doug	D	BOS
3	Mortson, Gus	D	CHI
17	Mosdell, Kenny	C	MTL
11	Quackenbush, Bill	D	BOS
16	Raleigh, Don	C	NYR
9	Richard, Maurice	RW	MTL
1	Rollins, Al	G	CHI
20	Ronty, Paul	C	NYR
15	Sandford, Ed	LW	BOS
8	Smith, Sid	LW	TOR

Detroit Red Wings

Coach: Jimmy Skinner, DET

No.	Player	P	Team
18	Allen, Keith	D	DET
20	Bonin, Marcel	LW	DET
15	Delvecchio, Alex	C	DET
17	Dineen, Bill	RW	DET
2	Goldham, Bob	D	DET
9	Howe, Gordie	RW	DET
4	Kelly, Red	D	DET
8	Leswick, Tony	LW	DET
7	Lindsay, Ted	LW	DET
11	Pavelich, Marty	LW	DET
19	Poile, Don	C	DET
3	Pronovost, Marcel	D	DET
10	Prystai, Metro	C	DET
14	Reibel, Earl	C	DET
1	Sawchuk, Terry	G	DET
12	Skov, Glen	C	DET
16	Wilson, Johnny	LW	DET
5	Woit, Benny	D	DET

Summary

First Period

- 1. Detroit Delvecchio (Lindsay, Reibel) 9:50 (PP)
 - 2. Detroit Howe (Reibel, Kelly) 19:55 (PP)
- Penalties: Mortson (NHL), hooking, 1:37; Bonin (DET), tripping, 5:48; MacKell (NHL), tripping, 8:30; Bonin (DET), holding, 13:18; Howell (NHL), holding, 18:03; Horton (NHL), hooking, 18:26

Second Period

- 3. All-Stars Mortson (Gadsby, Kennedy) 4:19 (PP)
 - 4. All-Stars Mohns (Beliveau) 13:10 (GTG)
- Penalties: Dineen (DET), interference, 4:01; Bonin (DET), high-sticking, 7:53; Howell (NHL), high-sticking, 7:53; Sandford (NHL), tripping, 13:27; Mohns (NHL), crosschecking, 19:51

Third Period

Goals: None
 Penalties: Lindsay (DET), tripping, 1:09; Mortson (NHL), holding, 3:57; Woit (DET), tripping, 9:09

Goaltenders

All-Stars Lumley (30:59), Rollins (29:01)
 Detroit Sawchuk (60:00)

Referee: Bill Chadwick

Linesmen: George Hayes, Doug Young

Attendance: 10,689

7TH NHL ALL-STAR GAME

NHL All-Stars 3, Montreal Canadiens 1
 Montreal Forum, Montreal
 Oct. 3, 1953

NHL All-Stars

Coach: Lynn Patrick, BOS

No.	Player	P	Team
15	Delvecchio, Alex	C	DET
14	Gadsby, Bill	D	CHI
11	Hergesheimer, Wally	RW	NYR
9	Howe, Gordie	RW	DET
4	Kelly, Red	D	DET
7	Lindsay, Ted	LW	DET
16	Mortson, Gus	D	CHI
12	Mosienko, Bill	RW	CHI
10	Prystai, Metro	C	DET
3	Quackenbush, Bill	D	BOS
17	Reise, Leo	D	NYR
18	Ronty, Paul	C	NYR
6	Sandford, Ed	LW	BOS
1	Sawchuk, Terry	G	DET
8	Smith, Sid	LW	TOR
2	Thomson, Jimmy	D	TOR
24	Watson, Harry	LW	TOR

Montreal Canadiens
Coach: Dick Irvin, MTL

No.	Player	P	Team
4	Beliveau, Jean	C	MTL
2	Bouchard, Butch	D	MTL
6	Curry, Floyd	RW	MTL
22	Davis, Lorne	RW	MTL
8	Gamble, Dick	LW	MTL
5	Geoffrion, Bernie	RW	MTL
2	Harvey, Doug	D	MTL
10	Johnson, Tom	D	MTL
16	Lach, Elmer	C	MTL
14	MacKay, Baldy	LW	MTL
21	MacPherson, Bud	D	MTL
24	Mazur, Eddie	LW	MTL
17	McCormack, John	C	MTL
1	McNeil, Gerry	G	MTL
20	Meger, Paul	LW	MTL
12	Moore, Dickie	RW	MTL
18	Mosdell, Kenny	C	MTL
15	Olmstead, Bert	LW	MTL
9	Richard, Maurice	RW	MTL
19	St. Laurent, Dollard	D	MTL

Summary

First Period

1. All-Stars Hergesheimer (Ronty, Kelly) 4:06 (PP)
2. All-Stars Hergesheimer (Kelly) 5:25 (PP, GWG)
Penalties: Meger (MTL), interference, 4:00; McPherson (MTL), boarding, 4:37; Lindsay (NHL), hooking, 8:55

Second Period

Goals: None
Penalties: Mortson (NHL), tripping, 5:03; St. Laurent (MTL), interference, 11:28; Howe (NHL), holding, 12:52; Richard (MTL), slashing, 15:18; Mosdell (MTL), crosschecking, 19:58

Third Period

3. Montreal Richard (Harvey, Beliveau) 4:30 (PP)
4. All-Stars Delvecchio (unassisted) 19:27 (EN)
Penalties: Kelly (NHL), fighting major, 2:34; Olmstead (MTL), fighting major, 2:34; Smith (NHL), tripping, 3:30

Goaltenders

All-Stars Sawchuk (60:00)
Montreal McNeil (60:00)

Referee: Red Storey
Linesmen: Sam Babcock, Doug Davies
Attendance: 14,153

6TH NHL ALL-STAR GAME

First All-Star Team 1, Second All-Star Team 1
Olympia Stadium, Detroit
Oct. 5, 1952

First All-Star Team

Coach: Tommy Ivan, DET

No.	Player	P	Team
5	Creighton, Dave	C	BOS
14	Goldham, Bob	D	DET
2	Harvey, Doug	D	MTL
9	Howe, Gordie	RW	DET
4	Kelly, Red	D	DET
16	Lach, Elmer	C	MTL
15	Leswick, Tony	LW	DET
7	Lindsay, Ted	LW	DET
3	Mortson, Gus	D	TOR
12	Mosienko, Bill	RW	CHI
10	Pavelich, Marty	LW	DET
11	Quackenbush, Bill	D	BOS
1	Rayner, Chuck	G	NYR
8	Reise, Leo	D	NYR
6	Sandford, Ed	LW	BOS
1	Sawchuk, Terry	G	DET
21	Sinclair, Reg	RW	DET

Second All-Star Team

Coach: Dick Irvin, MTL

No.	Player	P	Team
11	Bouchard, Butch	D	MTL
3	Buller, Hy	D	NYR
6	Curry, Floyd	RW	MTL
12	Flaman, Fern	D	TOR
5	Geoffrion, Bernie	RW	MTL
1	Henry, Jim	G	BOS
10	Johnson, Tom	D	MTL
1	McNeil, Gerry	G	MTL
20	Meger, Paul	LW	MTL
14	Mosdell, Kenny	C	MTL
17	Reay, Billy	C	MTL
9	Richard, Maurice	RW	MTL
15	Schmidt, Milt	C	BOS
16	Sloan, Tod	C	TOR
24	Smith, Sid	LW	TOR
2	Thomson, Jimmy	D	TOR
4	Watson, Harry	LW	TOR

Summary

First Period

Goals: None
Penalties: Buller (2nd), interference, 0:23; Thomson (2nd), holding, 12:46; Richard (2nd), tripping, 18:03

Second Period

1. First Team Pavelich (Mosienko, Creighton) 9:57
Penalties: Sandford (1st), hooking, 3:51; Bouchard (2nd), hooking, 4:53; Thomson (2nd), tripping, 7:50; Thomson (2nd), interference, 16:39

Third Period

2. Second Team Richard (Buller) 1:36 (GTG)
Penalties: Howe (1st), holding, 6:34; Lach (1st), holding, 15:09

Goaltenders

First Sawchuk (60:00)
Second Henry (30:03), McNeil (30:32)

Referee: Bill Chadwick
Linesmen: George Hayes, Doug Young
Attendance: 10,680

5TH NHL ALL-STAR GAME

First All-Star Team 2, Second All-Star Team 2
Maple Leaf Gardens, Toronto
Oct. 9, 1951

First All-Star Team

Coach: Joe Primeau, TOR

No.	Player	P	Team
12	Bentley, Doug	LW	CHI
17	Bodnar, Gus	C	CHI
8	Dewsbury, Al	D	CHI
2	Eddolls, Frank	D	NYR
20	Fogolin, Sr., Lee	D	CHI
9	Howe, Gordie	RW	DET
4	Kelly, Red	D	DET
7	Lindsay, Ted	LW	DET
2	Lumley, Harry	G	CHI
23	Peirson, Johnny	RW	BOS
11	Quackenbush, Bill	D	BOS
5	Raleigh, Don	C	NYR
6	Sandford, Ed	LW	BOS
1	Sawchuk, Terry	G	DET
15	Schmidt, Milt	C	BOS
21	Sinclair, Reg	RW	NYR
16	Stewart, Gaye	LW	NYR

Second All-Star Team

Coach: Dick Irvin, MTL

No.	Player	P	Team
12	Abel, Sid	C	DET
7	Bentley, Max	C	TOR
11	Bouchard, Butch	D	MTL
6	Curry, Floyd	RW	MTL
10	Harvey, Doug	D	MTL
8	Kennedy, Ted	C	TOR
1	McNeil, Gerry	G	MTL
20	Meger, Paul	LW	MTL
3	Mortson, Gus	D	TOR
18	Mosdell, Kenny	C	MTL
1	Rayner, Chuck	G	NYR
3	Reise, Leo	D	DET
9	Richard, Maurice	RW	MTL
15	Sloan, Tod	C	TOR
24	Smith, Sid	LW	TOR
2	Thomson, Jimmy	D	TOR
4	Watson, Harry	LW	TOR

Summary

First Period

1. First Team Howe (Lindsay, Schmidt) 7:59 (PP)
Penalties: Curry (2nd), interference, 6:38; Eddolls (1st), hooking, 10:41;
Sloan (2nd), hooking, 15:58

Second Period

2. Second Team Sloan (Watson, M. Bentley) 2:26 (PP)
3. First Team Peirson (Stewart, Raleigh) 16:49
Penalties: Raleigh (1st), hooking, 1:46; Lindsay (1st), slashing, 13:26

Third Period

4. Second Team Mosdell (Sloan, Mortson) 9:25 (GTG)
Penalties: Lindsay (1st), cross-checking, 1:25; Howe (1st), cross-checking, 5:53

Goaltenders

First Sawchuk (29:28), Lumley (30:32)
Second Rayner (29:28), McNeil (30:32)

Referee: Bill Chadwick

Linesmen: Sam Babcock, William Morrison

Attendance: 11,469

4TH NHL ALL-STAR GAME

Detroit Red Wings 7, NHL All-Stars 1
Olympia Stadium, Detroit
Oct. 8, 1950

NHL All-Stars

Coach: Lynn Patrick, BOS

No.	Player	P	Team
7	Bentley, Doug	LW	CHI
6	Bouchard, Butch	D	MTL
1	Broda, Turk	G	TOR
5	Harmon, Glen	D	MTL
12	Kennedy, Ted	C	TOR
10	Laprade, Edgar	C	NYR
18	Leswick, Tony	LW	NYR
3	Mortson, Gus	D	TOR
8	Mosienko, Bill	RW	CHI
23	Peirson, Johnny	RW	BOS
11	Quackenbush, Bill	D	BOS
1	Rayner, Chuck	G	NYR
9	Richard, Maurice	RW	MTL
20	Ronty, Paul	C	BOS
24	Smith, Sid	LW	TOR
2	Stewart, Jack	D	CHI
4	Thomson, Jimmy	D	TOR

Detroit Red Wings

Coach: Tommy Ivan, DET

No.	Player	P	Team
12	Abel, Sid	C	DET
19	Black, Steve	LW	DET
17	Carveth, Joe	RW	DET
18	Couture, Doc	C	DET
21	Fogolin, Sr., Lee	D	DET
8	Gee, George	C	DET
2	Goldham, Bob	D	DET
9	Howe, Gordie	RW	DET
4	Kelly, Red	D	DET
7	Lindsay, Ted	LW	DET
16	McFadden, Jim	C	DET
15	Pavelich, Marty	LW	DET
10	Peters, Jim	RW	DET
22	Pronovost, Marcel	D	DET
14	Prystai, Metro	C	DET
5	Reise, Leo	D	DET
1	Sawchuk, Terry	G	DET
11	Stewart, Gaye	LW	DET

Summary

First Period

1. Detroit Lindsay (Howe) 0:19
2. Detroit Lindsay (Abel) 17:12 (PP, GWG)
Penalties: Richard (AS), tripping, 7:57; Leswick (AS), falling on puck, 9:00; Abel (DET), holding, 9:15; Pronovost (DET), tripping, 11:45; Bentley (AS), interference 15:13; Leswick (AS), slashing, 16:54

Second Period

3. Detroit Howe (Lindsay, Kelly) 11:12
4. Detroit Peters (Kelly, Prystai) 18:36
5. Detroit Pavelich (Prystai, Peters) 19:44
Penalties: Couture (DET), spearing, 4:30

Third Period

6. Detroit Prystai (Pavelich) 7:36
7. Detroit Lindsay (unassisted) 14:28 (SH)
8. All-Stars Smith (Peirson) 18:27
Penalties: DET, too many men on ice (served by Peters), 5:03; G. Stewart (DET), interference, 13:10

Goaltenders

All-Stars Rayner (31:12), Broda (28:48)
Detroit Sawchuk (60:00)

Referee: George Gravel
Linesmen: George Hayes, Doug Young
Attendance: 9,166

Referee: Bill Chadwick
Linesmen: Ed Mepham, Jim Primeau
Attendance: 13,541

3RD NHL ALL-STAR GAME

NHL All-Stars 3, Toronto Maple Leafs 1
Maple Leaf Gardens, Toronto
Oct. 10, 1949

NHL All-Stars

Coach: Tommy Ivan, DET

No.	Player	P	Team
---	Abel, Sid	C	DET
---	Bentley, Doug	LW	CHI
---	Conacher, Roy	LW	CHI
---	Durnan, Bill	G	MTL
---	Egan, Pat	D	NYR
---	Goldham, Bob	D	CHI
---	Harmon, Glen	D	MTL
---	Howe, Gordie	RW	DET
---	Laprade, Edgar	C	NYR
---	Leswick, Tony	LW	NYR
---	Lindsay, Ted	LW	DET
---	Mosienko, Bill	RW	CHI
---	O'Connor, Buddy	C	NYR
---	Quackenbush, Bill	D	BOS
---	Rayner, Chuck	G	NYR
---	Reardon, Kenny	D	MTL
---	Richard, Maurice	RW	MTL
---	Ronty, Paul	C	BOS
---	Stewart, Jack	D	DET

Toronto Maple Leafs

Coach: Hap Day, TOR

No.	Player	P	Team
19	Barilko, Bill	D	TOR
7	Bentley, Max	C	TOR
5	Boesch, Garth	D	TOR
1	Broda, Turk	G	TOR
23	Dawes, Robert	D	TOR
17	Gardner, CAL	C	TOR
18	Juzda, Bill	D	TOR
9	Kennedy, Ted	C	TOR
8	Klukay, Joe	LW	TOR
14	Lynn, Vic	D	TOR
16	MacKell, Fleming	C	TOR
11	Meeker, Howie	RW	TOR
24	Smith, Sid	LW	TOR
1	Thomson, Jimmy	D	TOR
22	Timgren, Ray	LW	TOR
4	Watson, Harry	LW	TOR

Summary

First Period

1. Toronto Barilko (Watson, Gardner) 15:22
 2. All-Stars Goldham (Laprade) 18:03
- Penalties: Richard (AS), Meeker (TOR), Thomson (TOR), Howe (AS)

Second Period

3. All-Stars Ronty (Goldham) 14:41 (GWG)
- Penalties: Harmon (AS), Thomson (TOR), Boesch (TOR), Egan (AS), Smith (TOR)

Third Period

4. All-Stars D. Bentley (Quackenbush) 2:37
- Penalties: None

Goaltenders

All-Stars Durnan (29:30), Rayner (30:30)
Toronto Broda (60:00)

2ND NHL ALL-STAR GAME

NHL All-Stars 3, Toronto Maple Leafs 1
Chicago Stadium, Chicago
Nov. 3, 1948

NHL All-Stars

Coach: Tommy Ivan, DET

No.	Player	P	Team
---	Bentley, Doug	LW	CHI
---	Bouchard, Butch	D	MTL
---	Brimsek, Frank	G	BOS
---	Colville, Neil	C	NYR
---	Dumart, Woody	LW	BOS
---	Durnan, Bill	G	MTL
---	Howe, Gordie	RW	DET
---	Lach, Elmer	C	MTL
---	Laprade, Edgar	C	NYR
---	Lindsay, Ted	LW	DET
---	Leswick, Tony	LW	NYR
---	Poile, Bud	C	CHI
---	Quackenbush, Bill	D	DET
---	Reardon, Kenny	D	MTL
---	Richard, Maurice	RW	MTL
---	Schmidt, Milt	C	BOS
---	Stewart, Gaye	LW	CHI
---	Stewart, Jack	D	DET

Toronto Maple Leafs

Coach: Hap Day, TOR

No.	Player	P	Team
19	Barilko, Bill	D	TOR
7	Bentley, Max	C	TOR
5	Boesch, Garth	D	TOR
1	Broda, Turk	G	TOR
15	Costello, Les	LW	TOR
12	Ezinicki, Bill	RW	TOR
17	Gardner, CAL	C	TOR
18	Juzda, Bill	D	TOR
9	Kennedy, Ted	C	TOR
8	Klukay, Joe	LW	TOR
14	Lynn, Vic	D	TOR
16	MacKell, Fleming	C	TOR
20	Mathers, Frank	D	TOR
11	Meeker, Howie	RW	TOR
3	Mortson, Gus	D	TOR
2	Thomson, Jimmy	D	TOR
4	Watson, Harry	LW	TOR

Summary

First Period

Goals: None
Penalties: Ezinicki (TOR), Reardon (AS)

Second Period

1. All-Stars Lindsay (Richard, Lach) 1:35
 2. All-Stars Dumart (unassisted) 3:00 (GWG)
 3. Toronto M. Bentley (Costello) 5:13
 4. All-Stars G. Stewart (D. Bentley) 19:32
- Penalties: Mortson (TOR), fighting major; Howe (AS), fighting major; J. Stewart (AS); Bouchard (AS); Juzda (TOR)

Third Period

Goals: None
Penalties: Bouchard (AS)

Goaltenders

All-Stars Brimsek (30:00), Durnan (30:00)
Toronto Broda (60:00)

Referee: Bill Chadwick
Linesmen: Sam Babcock, Harold March
Attendance: 12,794

Goaltenders
All-Stars Durnan (31:00), Brimsek (29:00)
Toronto Broda (60:00)

1ST NHL ALL-STAR GAME

NHL All-Stars 4, Toronto Maple Leafs 3
Maple Leaf Gardens, Toronto
Oct. 13, 1947

Referee: Frank "King" Clancy
Linesmen: Ed Mephram, Jim Primeau
Attendance: 14,169

NHL All-Stars

Coach: Dick Irvin, MTL

No.	Player	P	Team
17	Bauer, Bobby	RW	BOS
7	Bentley, Doug	LW	CHI
5	Bentley, Max	C	CHI
3	Bouchard, Butch	D	MTL
0	Brimsek, Frank	G	BOS
14	Dumart, Woody	LW	BOS
1	Durnan, Bill	G	MTL
10	LaPrade, Edgar	C	NYR
18	Leswick, Tony	LW	NYR
11	Lindsay, Ted	LW	DET
6	Mosienko, Bill	RW	CHI
4	Quackenbush, Bill	D	DET
17	Reardon, Kenny	D	MTL
9	Richard, Maurice	RW	MTL
15	Schmidt, Milt	C	BOS
2	Stewart, Jack	D	DET
8	Warwick, Grant	RW	NYR

Toronto Maple Leafs

Coach: Hap Day, TOR

No.	Player	P	Team
10	Apps, Syl	C	TOR
21	Barilko, Bill	D	TOR
1	Broda, Turk	G	TOR
12	Ezinicki, Bill	RW	TOR
2	Goldham, Bill	D	TOR
9	Kennedy, Ted	C	TOR
17	Klukay, Joe	LW	TOR
14	Lynn, Vic	D	TOR
22	MacKell, Fleming	C	TOR
15	Meeker, Howie	RW	TOR
5	Metz, Don	RW	TOR
19	Mortson, Gus	D	TOR
7	Poile, Bud	C	TOR
3	Stanowski, Wally	D	TOR
16	Stewart, Gaye	LW	TOR
20	Thomson, Jimmy	D	TOR
4	Watson, Harry	LW	TOR

Summary

First Period

1. Toronto Watson (Ezinicki) 12:39

Penalties: Mortson (TOR), Leswick (AS), Ezinicki (TOR), Ezinicki (TOR), Bauer (AS)

Second Period

2. Toronto Ezinicki (Apps, Watson) 1:03

3. All-Stars M. Bentley (Reardon) 4:33

4. Toronto Apps (Watson) 5:01

5. All-Stars Warwick (LaPrade) 17:35

Penalties: Lynn (TOR), Reardon (AS) – minor and major

Third Period

6. All-Stars Richard (unassisted) 0:28

7. All-Stars D. Bentley (Schmidt, Richard) 1:27 (GWG)

Penalties: Mortson (TOR), Mortson (TOR), Bouchard (AS), Ezinicki (TOR), Schmidt (AS)



The 2023 NHL All-Star Skills presented by DraftKings Sportsbook, featuring seven events, will take place on Friday, Feb. 3, at 7 p.m. ET (ESPN, SN, TVAS).

Three new events are part of this year's competition, two of which will feature All-Stars displaying their skills in outdoor environments that typify the distinctive appeal and character of Florida.

The **Chipotle NHL Pitch 'n Puck** challenges All-Stars to combine their hockey and links skills on an iconic Sunshine State golf hole, while the **Enterprise NHL Splash Shot** will situate All-Stars on the picturesque beach of Fort Lauderdale.

Also new this year is an innovative netminding skills test, the **Discover NHL Tandy Tandem**.

Four other events return for this year's competition: **GEICO NHL Hardest Shot**, **Great Clips NHL Breakaway Challenge**, **Honda NHL Accuracy Shooting** and **Upper Deck NHL Fastest Skater**.

The individual winner of each event will receive \$30,000.

Joining in the fun for the 2023 NHL All-Star Skills presented by DraftKings Sportsbook are five elite women's hockey players: Team USA stars **Alex Carpenter** and **Hilary Knight** and Team Canada luminaries **Emily Clark**, **Rebecca Johnston** and **Sarah Nurse**.

Hockey Hall of Famer **Roberto Luongo** also will participate as a celebrity goaltender for the Great Clips NHL Breakaway Challenge.

Complete details on all seven events in the 2023 NHL All-Star Skills presented by DraftKings Sportsbook can be found on the following pages.

Notes: Prior to the competition, the NHL's Department of Player Safety will determine the players participating in each event as well as the order of participation. The number of players in each event is subject to change. The referee shall make all necessary rulings regarding the events.

* * * * *

In addition, the NHL is launching [2023 BioSteel NHL Fan Skills at Home](#), a fan-focused, Instagram and TikTok campaign beginning Wednesday, Feb. 1, at 12 p.m. ET and ending Thursday, Feb. 16, at 12 p.m. ET.

The campaign directs fans, or legal guardians of fans who are minors, to submit videos of themselves performing hockey skills of all levels in any one of five categories – Accuracy, Celly, Shootout Move, Stickhandling and Trick Shot.

Seven content creators (**Pavel Barber**, **Zac Bell**, **Coach Jeremy Nasher**, **Nick the Goalie**, **Pete Lenes** and **Kane Van Gate**) also will travel to Sunrise for the 2023 Honda NHL All-Star Weekend to appear on the ice and behind the scenes in videos that promote the 2023 BioSteel NHL Fan Skills at Home.



Using a combination of hockey and golf shots, six All-Stars will play a par-4 hole featuring an island green. The lowest score wins.

Participants

* Six players.

Format

* Lowest score wins.

Winner

* The player who successfully sinks the puck/ball in the hole with the fewest shots.

Tiebreaker

* If, at the completion of the event, there is a tie for the fewest shots, the longest drive will determine the winner.

* * * * *



Participants

* Eight goaltenders.

Winner

* The goaltender tandem with the most total points.

Procedure/Rules

* One goaltender from each division will be designated the shooting goaltender and one the in-net goaltender.

* The Central Division will face the Pacific Division, and the Atlantic Division will play the Metropolitan Division.

* The shooting goaltender from each division will take a shot from a designated mark.

* Three points will be earned if the shot goes in the hole, two points if shot hits the in-net target and no points if the shot misses the net.

* The in-net goaltender from the opposing division will face three, two or one skater(s), depending on the points earned by the shooting goaltender.

* Skaters start from center ice, on referees' instruction. Skaters must shoot on the rush. NHL shootout rules generally apply (drop passes are allowed).

* A save earns the in-net goaltender the points, based on the number of skaters faced.

* Play continues until all pucks have been shot and is repeated for the second goaltender pairing.

Tiebreaker

* If, at the completion of the event, there is a tie for the most points, the winning goaltender tandem will be the tandem with the most saves.

* If two or more goaltenders are tied in saves, the winner will be the goaltender who saved the most 3-on-0s, then the goaltender who saved the most 2-on-0s. In the event there is a tie based on this calculation, then the tied goaltenders will compete in a sudden death round of "Goalie Goals."



This competition will take place on the beach in Fort Lauderdale. The ocean spray, breeze and sand will add to the challenge of this new event.

Participants

* Eight shooters, with four teams of two players.

Format

* Single-elimination tournament.

* Players compete head-to-head.

* Players are required to hit all targets before attempting to dunk their opponents.

Winner

* The player to dunk his opponents first.

Tiebreaker

* If any matchup ends with the opponents dropping in to the dunk tank at the same time, players will compete again.

* * * * *



Participants

* A minimum of four players.

Winner

* The player who records the fastest shot on net.

Procedure/Rules

* Two attempts for each player.

* A single puck is positioned on the ice 30 feet from the center of the goal. A player, starting no further than the nearest blue line, may skate toward the puck and shoot it from its positioned spot into the goal.

* Shots must be on goal to be calculated. All shots are recorded by the NHL puck-tracking system.

* If a puck enters the goal uncalculated due to a malfunction of the data capture, the shooter will be allowed an additional attempt.

* If a player breaks his stick, he will be given another attempt.

Tiebreaker

* If, at the completion of the event, there is a tie for the fastest speed, the tied players will shoot again to determine the winner.



Participants

* A minimum of four players and two goaltenders.

Winner

* The shooter with the highest score.

Procedure/Rules

* Shooters can start their routine from anywhere in the neutral zone and have full access to the offensive zone, including behind the net (NHL penalty shot rules do not apply).

* Each skater will attempt one shot.

* A panel of judges will rate each shot on a scale of 1-10.

Tiebreaker

* If, at the completion of the event, there is a tie for the highest score, the tied players will take one final shot to determine the winner.

* * * * *



Participants

* Eight players and four passers.

Winner

* The player with the fastest time in the final.

Procedure/Rules

* Four destructible Styrofoam targets 15 inches in diameter are attached to the goal posts, one target in each corner.

* For round one, two players – one on each side of the net – alternately pass pucks to a shooter positioned 25 feet out from the goal line. The four players who hit all four targets in the fastest times move on.

* The clock starts on the referee's whistle.

* Shooters compete at opposite ends of the rink, alternating attempts.

* Any contact of a target by a puck that is shot is scored as a hit.

* The clock stops when a player has successfully hit all four targets.

* For the semifinal and final rounds, two nets with targets will be positioned side-by-side on the goal line. One player next to each net will pass pucks to a shooter positioned 25 feet out from the goal line.

* Shooters during these rounds will shoot simultaneously. The clock starts on the referee's whistle.

Tiebreaker

* If, at the completion of first round, there is a tie for the fourth position, the tied players will compete again to determine the player moving on.

* If any head-to-head matchup ends in a tie, the players will compete again.

**Participants**

- * A minimum of four players.

Winner

- * The player who has the fastest lap time.

Procedure/Rules

- * There will be two rounds. The preliminary round will determine which two players will participate in the final.
- * The course is one full rink lap.
- * Each player has one attempt to establish his time.
- * Each skater may choose direction of his lap.
- * The skater is positioned a maximum of 3 feet behind the start line located on the penalty box side of the center line.
- * Each skater starts on the referee's whistle.
- * The timing device starts when the skater crosses the start line.
- * In case of a clock malfunction, the official time will be recorded from the referee's stopwatch.

Tiebreaker

- * If, at the completion of the event, there is a tie for the fastest time, the tied players will skate again to determine the winner.

NHL ALL-STAR SKILLS YEAR-BY-YEAR WINNERS
2023 Honda NHL All-Star Weekend Roster Participants Highlighted

OVERALL COMPETITION WINNERS

Year	Winner
2022	No Winner*
2020	No Winner*
2019	No Winner*
2018	No Winner*
2017	Atlantic Division
2016	Eastern Conference
2015	Team Foligno
2012	Team Alfredsson
2011	Team Staal
2009	No Winner*
2008	Eastern Conference
2007	Eastern Conference
2004	Eastern Conference
2003	Western Conference
2002	World All-Stars
2001	North American All-Stars
2000	World All-Stars
1999	World All-Stars
1998	World All-Stars
1997	Eastern Conference
1996	Western Conference
1994	Western Conference
1993	Campbell Conference
1992	Wales Conference
1991	Wales Conference
1990	Campbell Conference

* No team vs. team format

* * * * *

EVENT-BY-EVENT WINNERS

ACCURACY SHOOTING (Individual Event)

Year	Winner(s)	Result
2022	Sebastian Aho	10.937 seconds
2020	Jacob Slavin	9.505 seconds
2019	David Pastrnak	11.309 seconds
2018	Brock Boeser	11.136 seconds
2017	Sidney Crosby	10.73 seconds
2016	John Tavares	12.294 seconds
2015	Patrick Kane	13.529 seconds
2012	Jamie Benn	10.204 seconds
2011	Daniel Sedin	8.9 seconds
2009	Evgeni Malkin	3 hits, 4 shots
2008	Tomas Kaberle	4 hits, 5 shots
2007	E. Staal / M. Hossa	4 hits, 5 shots
2004	Jeremy Roenick	4 hits, 4 shots
2003	Jeremy Roenick	4 hits, 6 shots
2002	J. Iginla / M. Naslund	4 hits, 6 shots
2001	Ray Bourque	4 hits, 6 shots
2000	R. Bourque / V. Kozlov	4 hits, 5 shots
1999	R. Bourque / J. Roenick / K. Tkachuk	4 hits, 6 shots
1998	R. Bourque / P. Forsberg / B. Shanahan	4 hits, 6 shots
1997	Ray Bourque	4 hits, 7 shots
1996	Mark Messier	4 hits, 4 shots
1994	Brendan Shanahan	4 hits, 5 shots
1993	Ray Bourque	4 hits, 4 shots
1992	Ray Bourque	4 hits, 4 shots
1991	Mark Messier	4 hits, 6 shots
1990	Ray Bourque	4 hits, 7 shots

BREAKAWAY CHALLENGE (Individual Event)

Year	Winner	Result
2022	Alex Pietrangelo	64 points (judge vote)
2016	P.K. Subban	31.0% (fan vote)
2015	Ryan Johansen	44.3% (fan vote)
2012	Patrick Kane	47.0% (fan vote)
2011	Alex Ovechkin	38.5% (fan vote)
2009	Alex Ovechkin	42.8% (fan vote)
2008	Alex Ovechkin	

ELIMINATION SHOOTOUT (Individual Event)

Year	Winner
2012	Steven Stamkos
2011	Corey Perry
2009	Shane Doan
2008	Dion Phaneuf

FASTEST SKATER (Individual Event)*

Year	Winner	Time
2022	Jordan Kyrou	13.550 seconds
2020	Mathew Barzal	13.175 seconds
2019	Connor McDavid	13.378 seconds
2018	Connor McDavid	13.454 seconds
2017	Connor McDavid	13.02 seconds
2016	Dylan Larkin^	12.894 seconds
2015	Jonathan Drouin	13.103 seconds
2012	Carl Hagelin	13.218 seconds
2011	Michael Grabner	14.238 seconds
2009	Andrew Cogliano	14.31 seconds
2008	Shawn Horcoff	14.395 seconds
2007	Andy McDonald	14.030 seconds
2004	Scott Niedermayer	13.783 seconds
2003	Marian Gaborik	13.713 seconds
2002	Sami Kapanen	14.039 seconds
2001	Bill Guerin	13.690 seconds
2000	Sami Kapanen	13.649 seconds
1999	Peter Bondra	14.640 seconds
1998	Scott Niedermayer	13.560 seconds
1997	Peter Bondra	13.610 seconds
1996	Mike Gartner	13.386 seconds
1994	Sergei Fedorov	13.525 seconds
1993	Mike Gartner	13.510 seconds
1992	Sergei Fedorov	14.363 seconds

* Multiple courses used since event's inception

^ Larkin also broke Mike Gartner's record for one lap on the outside course (13.172 seconds)

FOUNTAIN FACE-OFF (Individual Event)

Year	Winner	Time
2022	Zach Werenski	25.634 seconds

FOUR LINE CHALLENGE (Team Event)

Year	Winner
2017	Pacific Division

GOALTENDERS COMPETITION (Fewest Goals Against Throughout Events)

Year	Winner	Result
2007	Roberto Luongo	0 GA, 12 SA
2004	Roberto Luongo	1 GA, 12 SA
2003	Patrick Roy	1 GA, 9 SA
2002	Dominik Hasek / Patrick Roy	1 GA, 9 SA
2001	Sean Burke*	4 GA, 13 SA
2000	Mike Richter	2 GA, 16 SA
1999	Arturs Irbe	2 GA, 16 SA
1998	Dominik Hasek	3 GA, 16 SA
1997	John Vanbiesbrouck	2 GA, 16 SA
1996	Dominik Hasek	4 GA, 16 SA
1994	John Vanbiesbrouck / Patrick Roy	4 GA, 16 SA
1993	Jon Casey^	5 GA, 30 SA
1992	Mike Richter	2 GA, 25 SA
1991	Patrick Roy	2 GA, 25 SA
1990	Kirk McLean	4 GA, 27 SA

* Burke won in a penalty shot tiebreaker with Evgeni Nabokov. Both goaltenders allowed two goals in Breakaway Relay and Pass and Score events.

^ Casey won in a penalty shot tiebreaker with Mike Vernon and Ed Belfour. All three allowed five goals in Breakaway Relay and Rapid Fire competitions.

HARDEST SHOT (Individual Event)

Year	Winner	Speed
2022	Victor Hedman	103.2 mph
2020	Shea Weber	106.5 mph
2019	John Carlson	102.8 mph
2018	Alex Ovechkin	101.3 mph
2017	Shea Weber	102.8 mph
2016	Shea Weber	108.1 mph
2015	Shea Weber	108.5 mph
2012	Zdeno Chara	108.8 mph
2011	Zdeno Chara	105.9 mph
2009	Zdeno Chara	105.4 mph
2008	Zdeno Chara	103.1 mph
2007	Zdeno Chara	100.4 mph
2004	Adrian Aucoin	102.2 mph
2003	Al MacInnis	98.9 mph
2002	Sergei Fedorov	101.5 mph
2001	Fredrik Modin	102.1 mph
2000	Al MacInnis	100.1 mph
1999	Al MacInnis	98.5 mph
1998	Al MacInnis	100.4 mph
1997	Al MacInnis	98.9 mph
1996	Dave Manson	98.0 mph
1994	Al Iafrate	102.7 mph
1993	Al Iafrate	105.2 mph
1992	Al MacInnis	93.0 mph
1991	Al MacInnis	94.0 mph
1990	Al Iafrate	96.0 mph

PASSING CHALLENGE (Individual Event)*

Year	Winner	Result (Minutes:Seconds)
2019	Leon Draisaitl	1:09.088
2018	Alex Pietrangelo	0:46.610

* Multiple courses used since event's inception

PUCK CONTROL (Individual Event)

Year	Winner	Result
2019	Johnny Gaudreau	27.045 seconds
2018	Johnny Gaudreau	24.650 seconds

SAVE STREAK (Individual Event)

Year	Winner	Result
2022	J. Campbell / A. Vasilevskiy	9 consecutive saves
2020	Jordan Binnington	10 consecutive saves
2019	Henrik Lundqvist	12 consecutive saves
2018	Marc-Andre Fleury	14 consecutive saves

SHOOTING STARS (Individual Event)

Year	Winner	Result
2020	Patrick Kane	22 points (won tiebreaker)

SHOOTOUT (Team Event)

Year	Winner
2017	Atlantic Division
2016	Eastern Conference
2015	Team Toews

SKILLS CHALLENGE RELAY (Team Event)

Year	Winner	Result
2017	Metropolitan Division	1:21.70
2016	Western Conference Lefty One-Timers	1:27.687
2015	Team Foligno	1:37.979
2012	Team Alfredsson	2:28 / 2:08
2011	Team Lidstrom	2:09

21 IN '22 (Individual Event)

Year	Winner
2022	Joe Pavelski

ELITE WOMEN'S 3-ON-3 (Team Event)

Year	Winner	Result
2020	Canadian All-Stars	2-1

#####